



RobecoSAM Global SDG Credits
SDG reporting

June 2020

United Nations Sustainable Development Goals

The SDGs are a set of 17 goals aimed at ending all forms of poverty, inequalities and climate change



Contribution to the United Nations Sustainable Development Goals

Robeco Global SDG Credits




Basic Needs

Portfolio Index



Healthy Planet

Portfolio Index



Sustainable Society

Portfolio Index



Equality & Opportunity

Portfolio Index



Robust Institutions

Portfolio Index



Data 30 June 2020

Source: Robeco, RobecoSAM. Net figures for individual SDGs.
 Strategy: Robeco Global SDG Credits. Index: Bloomberg Barclays Global Aggregate Corporates Index.
 This example is for information purposes only and not intended to be an investment advice in any way

Deep insight in the environmental footprint

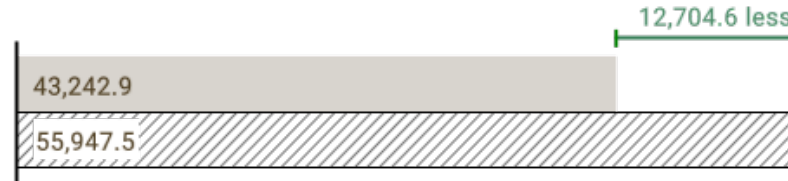
Robeco Global SDG Credits



GHG Emissions Scope 1 & 2

tCO₂e_q

✓ 22.7% below



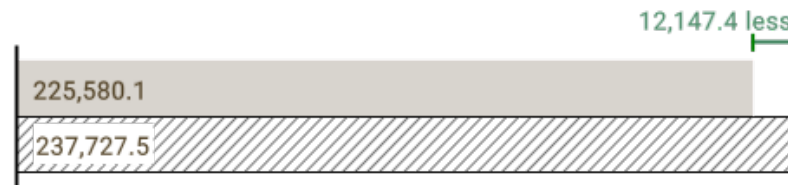
Equivalent to the annual CO₂ emission produced by

🚗 4886 cars

Water Use

m³

✓ 5.1% below



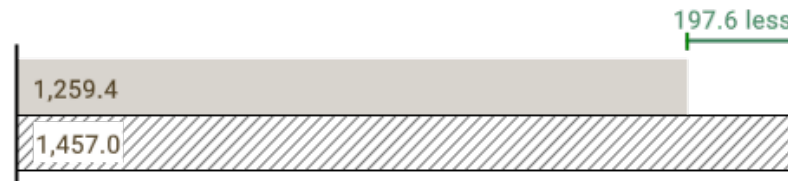
Equivalent to annual water consumption by

💧 256 people

Waste Generation

tons

✓ 13.6% below



Equivalent to annual waste generation of

🏠 494 households

■ Strategy ▨ Benchmark

The chart shows the portfolio's environmental footprint based on the amount invested. By measuring the portfolio environmental footprint on these key environmental footprint metrics, investors gain an understanding of the magnitude of their portfolio's environmental footprint per invested dollar.

The benchmark's environmental footprint with respect to these areas is provided alongside the portfolio figures. Additional alerts highlight the portfolio's footprint relative to that benchmark and tangible equivalents of what the data expresses: emissions, water use and waste generation are expressed in terms of household activities.

To ensure comparability between portfolio and benchmark, the footprint amount has been scaled by the data coverage to simulate full coverage.

Source: Robeco, RobecoSAM. Strategy: Robeco Global SDG Credits. Benchmark: Bloomberg Barclays Global Aggregate Corporates Index. Data end of June 2020
European average figures per year: www.ec.europa.eu/eurostat and www.ee.europa.eu

Important information

Important Information

Robeco Institutional Asset Management B.V. has a license as manager of Undertakings for Collective Investment in Transferable Securities (UCITS) and Alternative Investment Funds (AIFs) ("Fund(s)") from The Netherlands Authority for the Financial Markets in Amsterdam.

This document is solely intended for professional investors, defined as investors qualifying as professional clients, have requested to be treated as professional clients or are authorized to receive such information under any applicable laws. Robeco Institutional Asset Management B.V. and/or its related, affiliated and subsidiary companies, ("Robeco"), will not be liable for any damages arising out of the use of this document. Users of this information who provide investment services in the European Union have their own responsibility to assess whether they are allowed to receive the information in accordance with MiFID II regulations. To the extent this information qualifies as a reasonable and appropriate minor non-monetary benefit under MiFID II, users that provide investment services in the European Union are responsible to comply with applicable recordkeeping and disclosure requirements.

The content of this document is based upon sources of information believed to be reliable and comes without warranties of any kind. Without further explanation this document cannot be considered complete. Any opinions, estimates or forecasts may be changed at any time without prior warning. If in doubt, please seek independent advice. It is intended to provide the professional investor with general information on Robeco's specific capabilities, but has not been prepared by Robeco as investment research and does not constitute an investment recommendation or advice to buy or sell certain securities or investment products and/or to adopt any investment strategy and/or legal, accounting or tax advice. All rights relating to the information in this document are and will remain the property of Robeco. This material may not be copied or used with the public. No part of this document may be reproduced, or published in any form or by any means without Robeco's prior written permission.

Investment involves risks. Before investing, please note the initial capital is not guaranteed. Investors should ensure that they fully understand the risk associated with any Robeco product or service offered in their country of domicile ("Funds"). Investors should also consider their own investment objective and risk tolerance level. Historical returns are provided for illustrative purposes only. The price of units may go down as well as up and the past performance is not indicative of future performance. If the currency in which the past performance is displayed differs from the currency of the country in which you reside, then you should be aware that due to exchange rate fluctuations the performance shown may increase or decrease if converted into your local currency. The performance data do not take account of the commissions and costs incurred on trading securities in client portfolios or on the issue and redemption of units. Unless otherwise stated, the prices used for the performance figures of the Luxembourg-based Funds are the end-of-month transaction prices net of fees up to 4 August 2010. From 4 August 2010, the transaction prices net of fees will be those of the first business day of the month. Return figures versus the benchmark show the investment management result before management and/or performance fees; the Fund returns are with dividends reinvested and based on net asset values with prices and exchange rates of the valuation moment of the benchmark. Please refer to the prospectus of the Funds for further details. Performance is quoted net of investment management fees. The ongoing charges mentioned in this document are the ones stated in the Fund's latest annual report at closing date of the last calendar year.

This document is not directed to, or intended for distribution to or use by any person or entity who is a citizen or resident of or located in any locality, state, country or other jurisdiction where such distribution, document, availability or use would be contrary to law or regulation or which would subject any Fund or Robeco Institutional Asset Management B.V. to any registration or licensing requirement within such jurisdiction. Any decision to subscribe for interests in a Fund offered in a particular jurisdiction must be made solely on the basis of information contained in the prospectus, which information may be different from the information contained in this document. Prospective applicants for shares should inform themselves as to legal requirements also applying and any applicable exchange control regulations and applicable taxes in the countries of their respective citizenship, residence or domicile.

The Fund information, if any, contained in this document is qualified in its entirety by reference to the prospectus, and this document should, at all times, be read in conjunction with the prospectus. Detailed information on the Fund and associated risks is contained in the prospectus. The prospectus and the Key Investor Information Document for the Robeco Funds can all be obtained free of charge at www.robeco.com.

Additional Information for investors with residence or seat in France

Robeco is at liberty to provide services in France. Robeco France (only authorized to offer investment advice service to professional investors) has been approved under registry number 10683 by the French prudential control and resolution authority (formerly ACP, now the ACPR) as an investment firm since 28 September 2012.