

Member of DJSI World, DJSI North America

Company Information

Country: United States

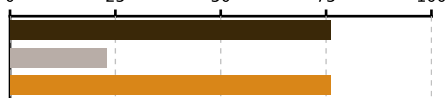
Index market cap*: 243,340

*USD millions

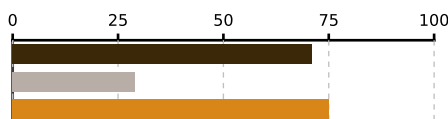
Source: S&P Global BMI, 31 July 2018

2018 Assessment Results

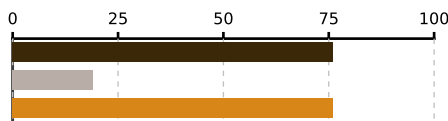
Total Scores



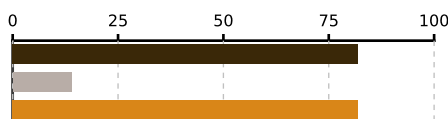
Economic Dimension



Environmental Dimension



Social Dimension



Legend: Industry best score (orange), Industry median score (grey), UnitedHealth Group Inc (dark blue)

Industry Overview	Maximum Score	Median Score
Total	76	23
Economic Dimension	75	29
Environmental Dimension	76	19
Social Dimension	82	14

DJSI World	Maximum Score	Median Score
Total	76	55
Economic Dimension	75	60
Environmental Dimension	76	56
Social Dimension	82	53

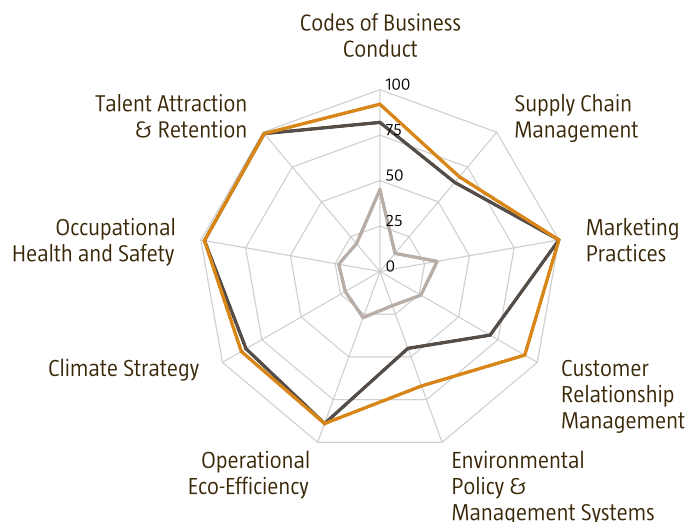
UnitedHealth Group Inc leads the Health Care Providers & Services industry in RobecoSAM's Corporate Sustainability Assessment based on its Total Sustainability Score in 2018. This report provides a broad overview of the performance of the Health Care Providers & Services industry and the relative positioning of UnitedHealth Group Inc at the dimension and criteria level.

Industry Drivers

The health care providers and services industry includes managed care insurers, distributors, hospitals, and clinics. Trends such as aging populations and the increasing prevalence of chronic diseases are key factors affecting this industry. Rising health care costs and the growing divide in health care access among population groups in many low and middle income countries are major societal challenges. Leading companies play an active role in the search for cost-effective, sustainable health care systems by engaging with stakeholders including government payers, employers, providers and patients. As the industry moves towards more patient-centric care, companies should focus on quality over quantity of care, cost-effective health outcomes over expensive treatments, early intervention and prevention over late-stage treatment and ongoing disease management rather than isolated, disconnected, episodic care. This will in turn lead to an increase in the importance of customer-oriented services, integrative care, and strategic alliances across traditional business boundaries.

Company Performance

RobecoSAM has selected the most relevant criteria in each sustainability dimension based on their weight in the assessment and their current or expected significance for the industry. The spider chart below visualizes the performance of the industry leader against the best score achieved in each criterion and the median industry score.



Legend: Industry best score (orange), Industry average score (grey), UnitedHealth Group Inc (dark blue)

Corporate Sustainability Assessment

The RobecoSAM Corporate Sustainability Assessment (CSA) is a comprehensive annual evaluation of companies' sustainability practices and performance. Every March, RobecoSAM extends invitations to over 3,500 of the largest, listed companies globally to participate in the assessment by completing an in-depth questionnaire. Assessment results are published in September, following the analysis of companies' submissions complemented by additional research performed by RobecoSAM.

RobecoSAM's CSA is one of the longest standing ESG rating methodologies worldwide, dating back to 1999. The CSA assesses companies on the basis of 80 – 120 industry-specific questions across 60 industries focusing on financially material economic, environmental, and social factors that are relevant to companies' success, but that are under-researched in conventional financial analysis. Every year, the CSA undergoes rigorous methodological review in order to ensure that the most current material sustainability topics, as well as emerging, long-term sustainability themes often of interest to investors are reflected, and companies are challenged on topics that lack disclosure today.

The results of the CSA are used for the annual rebalancing of the iconic Dow Jones Sustainability Indices (DJSI) and are made available to investors, researchers, and non-governmental organizations through the Bloomberg Professional platform. The results of the CSA are also used for the creation of the RobecoSAM Sustainability Yearbook, one of the most comprehensive annual publications on corporate sustainability.

Additional Resources

For more information on the CSA and a complete list of all Dow Jones Sustainability Indices constituents visit www.robecosam.com/CSA

Assessed companies can access their own results and benchmark themselves against their peers directly through the online assessment portal.

Contact

RobecoSAM AG
Josefstrasse 218
Ch-8005 Zürich Switzerland
Tel +41 44 653 10 10
assessments@robecosam.com

Disclaimer. No Offer: The information and opinions contained in this publication neither constitute an offer nor an invitation to make an offer to buy or sell any securities or any options, futures or other derivatives related to such securities. The information described in this publication is not directed to persons in any jurisdiction where the provision of such information would run counter to local laws and regulation. No warranty: This information is derived from sources believed to be accurate and reliable, but neither its accuracy nor completeness is guaranteed. The material and information in this information is provided "as is" and without warranties of any kind, either expressed or implied. RobecoSAM and their related and affiliated companies disclaim all warranties, expressed or implied, including, but not limited to, implied warranties of merchantability and fitness for a particular purpose. Any opinions and views in this publication reflect the current judgment of the authors and may change without notice. It is each reader's responsibility to evaluate the accuracy, completeness and usefulness of any opinions, advice, services or other information provided in this publication. Limitation of liability: All information contained in this publication is distributed with the understanding that the authors, publishers and distributors are not rendering any legal, accounting or other professional advice or opinions on specific facts or matters and accordingly assume no liability whatsoever in connection with its use. In no event shall RobecoSAM and its related, affiliated and subsidiary companies be liable for any direct, indirect, special, incidental or consequential damages arising out of the use of any opinion or information expressly or implicitly contained in this publication. Copyright: Unless otherwise noted, text, images and layout of this publication are the exclusive property of RobecoSAM and/or its related, affiliated and subsidiary companies and may only be copied, reproduced or distributed, in whole or in part, provided that RobecoSAM AG is explicitly indicated as the source.