

Robeco buy-and-maintain solutions

Why climate risk considerations are especially relevant for buy-and-maintain portfolios

Sustainable Investing Expertise by
ROBECOSAM

- Climate risk considerations are especially relevant for buy and maintain
- A forward-looking approach addresses carbon impact for longer tenors
- Optimization reduces transaction costs towards a decarbonized portfolio

Introduction

Countries, companies and investors are making firm commitments to reach net zero, in line with the Paris Agreement. According to Robeco's 2021 Global Climate Survey, climate change will be central to the investment strategy of almost 90% of global investors in the next two years, while more than half of investors will commit to aligning their investments with the ambition to realize a net zero economy by 2050. These commitments emanate not only from a conviction about the urgency of collective action to mitigate climate change. They are driven, too, by investors' realization that their assets are exposed to climate risk, and that it is critical that these risks are managed through prudent portfolio construction and bond selection.

These concerns around climate risk mitigation are especially critical for buy-and-maintain investors, who are limited in their ability to trade assets and who have a long-term

Article
For professional investors
June 2021

Remmert Koekkoek, Head Insurance & Pension Solutions &
Guido Moret, Head of Sustainability Integration for Fixed Income



investment horizon. When constructing these bespoke portfolios, Robeco assesses climate risks across sectors and companies, and optimally allocates bonds across the maturity spectrum, thereby preserving sector diversification through time and positioning companies with lower carbon footprint on longer tenors.

We outline our forward-looking process and discuss our approach to allocating carbon footprint across maturity buckets. A detailed case study for a buy-and-maintain cashflow-matching portfolio illustrates the practical steps and considerations when, for example, limiting turnover while transitioning towards a lower carbon footprint portfolio.

The relevance of climate change for investors with long-term holdings

Climate-related considerations typically play out over a much longer horizon than many other factors that influence the performance of financial instruments. For an investor with a long-term horizon and limited tolerance for portfolio turnover – such as the typical buy-and-maintain investor – it is essential to manage climate risk and invest with a clear perspective on the current and future carbon exposure of portfolio assets. In fact, not considering climate-related risks, such as those linked to possible reputational issues, business models becoming obsolete or hefty fines for failure to comply with environmental regulation, could have serious consequences for investment performance.

Furthermore, one could argue that a climate-focused perspective is even more important for buy-and-maintain investors than for more active investors, for whom shorter-term considerations typically are more relevant. Active investors also have far greater flexibility to sell assets whose emissions exposure is deemed too high, or whose emissions remain too high over a certain horizon.

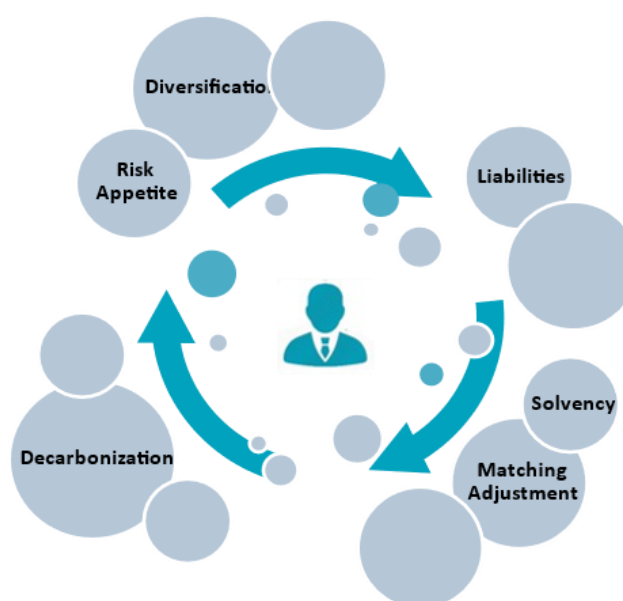
‘The fact that optimal buy-and-maintain portfolios are bespoke by nature, creates some clear advantages for investing with climate in mind’

Given the constraint in the buy-and-maintain approach on portfolio turnover, we argue that long-term climate considerations must already be incorporated at the inception of a portfolio construction process. In practice, since buy-and-maintain portfolios typically consist of large proportions of long-dated bonds that are held until maturity, bond issuers’ carbon footprint and climate risk have to be estimated up to three decades into the future and the manager has to have a view on the likely decarbonization trajectory during this extensive holding period.

While these considerations are highly complex compared with those for a typical, actively managed portfolio, the fact that optimal buy-and-maintain portfolios are bespoke by nature creates some clear advantages for investing with climate in mind.

On the one hand, incorporating investors’ climate-related goals means adding to the complexity of having to manage multiple constraints on the investable universe as well as integrating specific requirements. For insurers and pension funds, these requirements can include cashflow matching, regulatory capital optimization, portfolio de-risking and/or targeting a specific yield.

Figure 1 | Managing multiple constraints on the investable universe in buy-and-maintain investing



Source: Robeco

On the other hand, the construction of a buy-and-maintain portfolio is by nature a process of providing a customized solution for a client. Incorporating client-specific climate targets is therefore a natural part of this process.

Moreover, a buy-and-maintain approach implicitly targets long-term return and is not constrained by performance measurement against a benchmark. It is therefore easier to avoid large-cap high-carbon-emitters and/or sectors at the beginning of the portfolio construction process than it is for a benchmark-focused approach. This therefore aids portfolio construction both from an investment and impact perspective.

Assessing climate risk considerations across sectors and companies

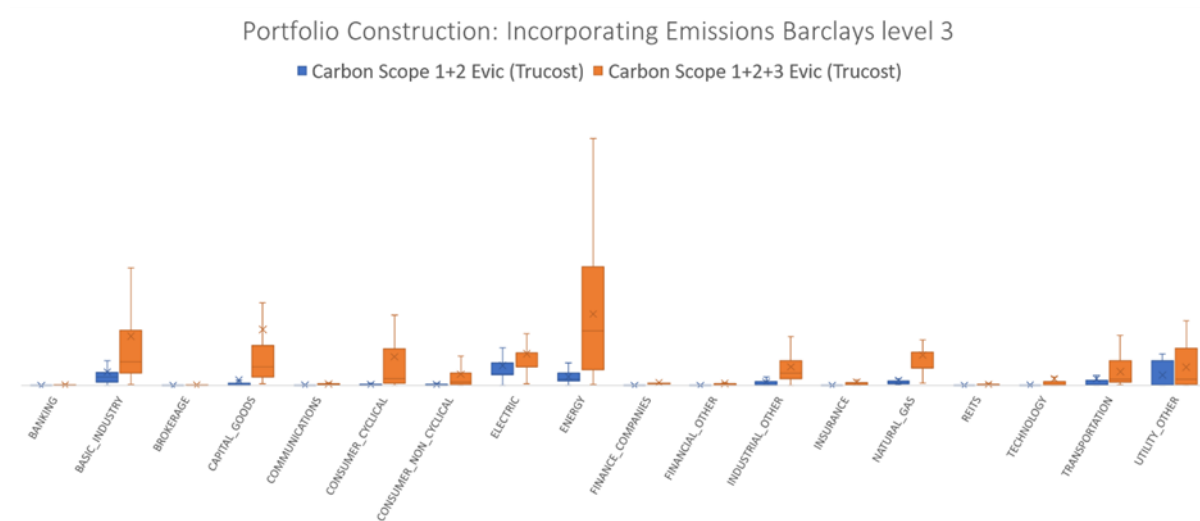
Robeco's approach to constructing a buy-and-maintain portfolio that incorporates climate change considerations across sectors and companies is a multidisciplinary one. Our quantitative methodology ensures, amongst others, sector diversification, low cyclicality exposure and a low carbon footprint, both across and within sectors, that also declines across maturity buckets. This is complemented by a qualitative evaluation of climate risks across companies, which builds on our many years of experience in sustainable investing, and now incorporates methodologies targeted specifically at climate considerations and assessing progress on decarbonization.

A quantitative methodology

A buy-and-maintain portfolio should be resilient to market cycles. It is therefore typically focused on limiting fallen angels by selecting high-quality issuers and minimizing tail risk through proper diversification across sectors and issuers. Incorporating climate considerations into the portfolio implies an additional constraint in the construction process, which requires optimally balancing diversification, cyclicality and carbon footprint across and within sectors.

Typically, our clients' investable universe is large and diversified enough to enable an optimal outcome. Figure 2 indicates the carbon footprint distribution of the universe of companies across and within sectors. This figure is based on Scope 1, 2 and 3 emissions, normalized by the enterprise value including cash (EVIC).

Figure 2 | Carbon footprint across sectors



Source: Robeco, Trucost, Bloomberg

As can be seen, dispersion is high across sectors as well as within sectors, creating scope to limit the impact of decarbonization on the risk-return profile of the typical buy-and-maintain portfolio.

The chart indicates that, depending on whether or not the analysis incorporates Scope 3 emissions, there can be significant variations in emissions intensity across sectors. For a buy-and-maintain portfolio, where the intention is to hold the

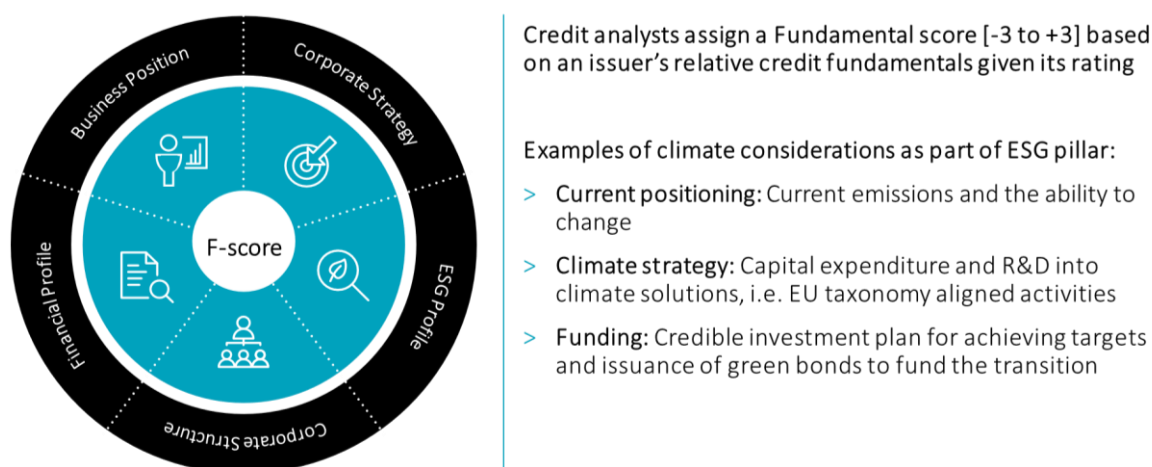
securities until maturity, it is therefore imperative to be clear from the outset what the scope of the decarbonization metric needs to be.

There are some caveats to the use of this data. Carbon footprint data typically is a (lagging) snapshot of a company's most recently reported carbon emissions – which in itself can be a year or more old – or an estimate of these emissions. In addition, it does not reflect the company's possible decarbonization pathway. Particularly for Scope 3 data, estimating these numbers without a thorough qualitative analysis can be quite challenging. At the same time, investors need a forward-looking approach to identify and include the carbon winners of tomorrow into their portfolio. This contradiction creates a measurement dilemma. Our 'active' buy-and-maintain managers can solve this dilemma by performing a sound qualitative analysis of issuers' exposure to climate change, through analyzing the transition-readiness of companies, and by looking at their carbon targets, business strategy and technologies.

Qualitative analysis

Given the usually very long-term horizon with which the team assesses a company for inclusion in a buy-and-maintain portfolio, it's critical to conduct in-depth fundamental credit and sustainability analysis. The evaluation of ESG factors is fully integrated in our bottom-up security analysis and combines proprietary sustainability research with that of other providers. In our assessment of ESG factors and their implications for an issuer's fundamental credit quality, we consider four elements. These are the impact of the product or service produced, how the company conducts itself in terms of governance, how it performs relative to its sector-specific ESG issues, and what its decarbonization strategy is. Figure 3 represents the considerations in this process and how it fits into the broader, fundamental credit analysis.

Figure 3 | Assessing an issuer's climate fundamentals



Source: Robeco

For the fourth factor in our ESG assessment, we evaluate to what extent a firm's decarbonization strategy – or the failure to have an appropriate one – can have an impact on its fundamental credit quality. The point of departure for this evaluation is the carbon footprint for each sector, measured as the sector-wide Scope 3 emission intensity, and expressed as a starting score ranging from -3 (heavy emitters) to zero (hardly any emissions). Our analysts then scrutinize the issuer's climate strategy, with a view to determining whether the company's individual climate score should be adjusted higher or lower. Box 1 describes an example from the automotive industry.

Related to this analysis is Robeco's work on sector decarbonization pathways (SDPs), to develop forward-looking metrics that equip us to assess how a company's carbon intensity will develop until 2050. The first element is to benchmark the company within its sector, based on our evaluation of its current as well as projected carbon intensities; this benchmarking incorporates the company's commitments and targets, if available. A second element factors in the company's effort to apply technology to decarbonize over time; this may include, for example, its capital allocation to low-carbon technology.

A third element considers climate change policies that could influence companies over time, such as carbon taxes and emissions trading systems.

Box 1 | Scoring on climate: assessing the decarbonization profile of an issuer in the automotive industry



To illustrate our approach, consider Company X, a US-based automotive manufacturer. The starting point for the company's climate score is that of the automotive industry, which is -3. In this case, the company has a carbon intensity more or less in line with that of the overall automotive industry, and moreover has a very limited offering in terms of electric vehicles. X's current position therefore does not justify adjusting the climate score higher.

The next step is to evaluate X's decarbonization strategy and the implications for its future emissions intensity. The business is making a rapid push into electric vehicles. Its decarbonization targets include, amongst others, zero tailpipe emissions from new light-duty vehicles by 2035, being carbon neutral in global products and operations by 2040, and a Business Ambition Pledge for 1.5°C (in line with the Science Based Targets initiative, or SBTi). In order to achieve this, X is investing USD 27bn in electric and autonomous vehicles in the next five years and is planning to offer 30 battery electric vehicles by 2025. The company already has a strong EV platform, which will serve as the basis for the EV offering. Other initiatives include sourcing 100% renewable energy for its US sites by 2030, and globally by 2035.

While the company is on the right path, there still are three risks: execution risk with respect to the electrification strategy; the possibility that emission regulation becomes stricter more rapidly than anticipated; and the need for significant investments, which will have an impact on the company's financial position.

Considering all these factors, we upgrade the climate score to -1. This score is incorporated into the overall, fundamental assessment of the issuer.

Source: Robeco

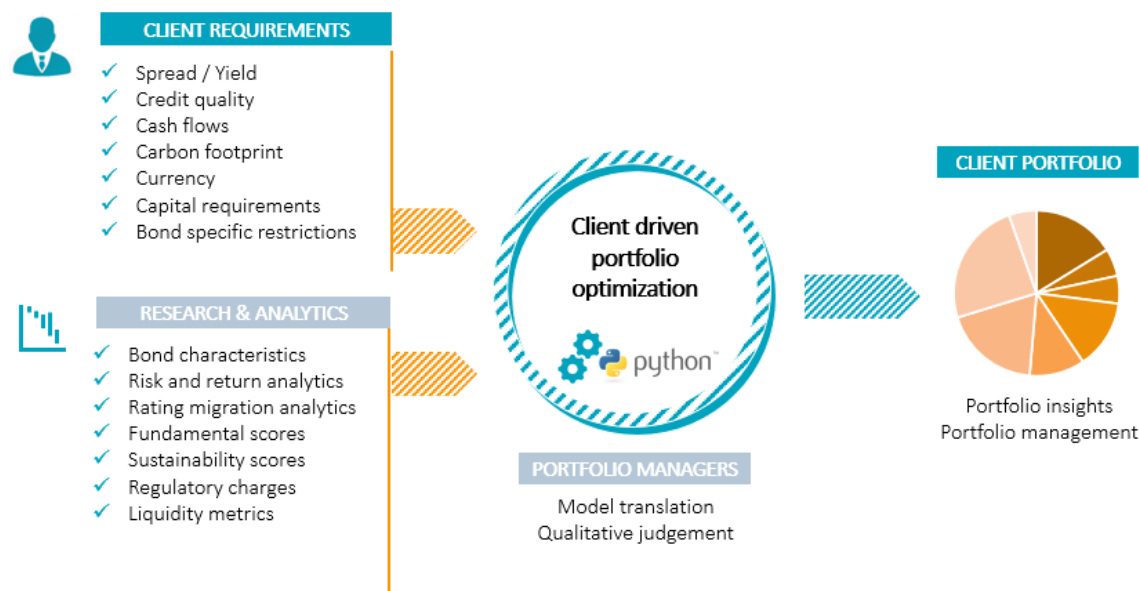
How to construct the optimal 'climate proof' buy-and-maintain portfolio

Next to incorporating sustainability goals related to climate risk and carbon footprint, our insurance and pension clients typically also require other specific objectives to be met, like avoiding fallen angels, maximizing capital and risk-adjusted returns, and matching a specific cashflow profile.

To assist the portfolio manager in the enormously complex process of meeting all of these client-specific risk, return, regulatory and sustainability objectives over a long horizon, we use an optimization framework. It optimally positions the portfolio on a very long-term timeline based on credit and sustainability analyst research, the portfolio manager's investment views and client-specific analytics and requirements. The framework thereby helps to achieve the optimal outcome, by bringing together our proven research capability in global credits and sustainability, many years of market-cycle portfolio management experience and our analytics on a wide range of financial and sustainability metrics. Figure 4 shows the setup of the framework, including the various inputs and considerations for this process.

The optimization framework uses a scenario-based setup to generate optimal portfolios. In addition to playing an integral part in the management of portfolios, the framework is also used to share insights with clients on how different allocations have consequences for meeting investment objectives. This helps guide the dialogue on setting the most suitable restrictions for the portfolio. The decarbonization case study below illustrates this process in more detail.

Figure 4 | Optimization framework for building optimal customized fixed income portfolios



Source: Robeco

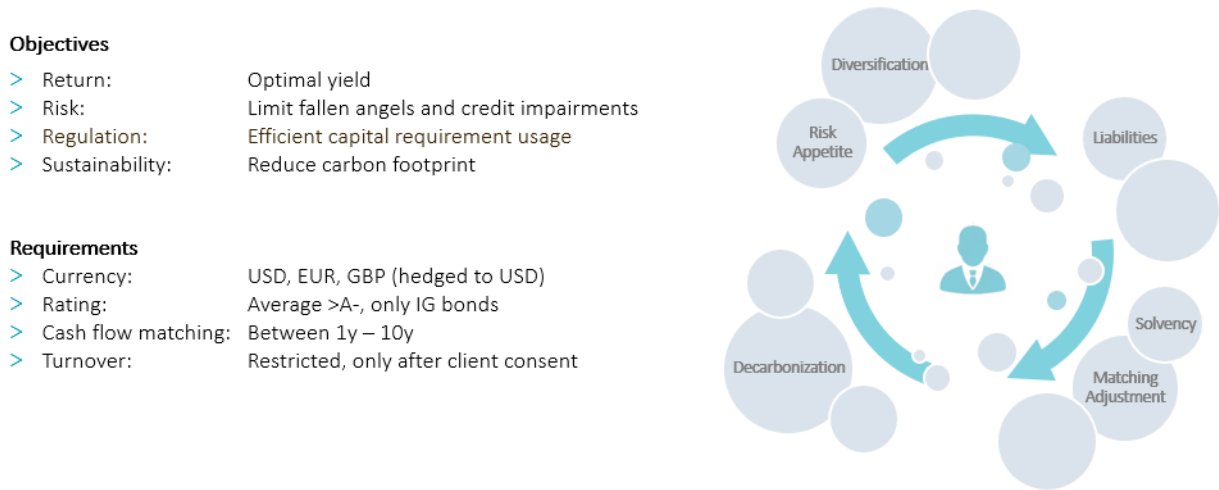
Case study: Optimizing for climate risk in a buy-and-maintain cashflow matching portfolio

Optimizing to ensure relatively better risk-return characteristics

The first step in building an optimal buy-and-maintain portfolio is to determine the investor’s objectives and requirements, which typically cover the risk-return characteristics of the portfolio, regulatory-related constraints and specific sustainability targets. The relative importance that the investor assigns to each objective is also established.

We illustrate our approach to incorporating carbon footprint targets using a cashflow matching case study that is typical when constructing a portfolio for a life insurer or de-risking a pension scheme. The main portfolio objectives and requirements for this case are described in Figure 5. In addition to sustainability goals, the investor has also specified requirements relating to currency, rating, portfolio duration and turnover.

Figure 5 | The investor’s main objectives and requirements



Source: Robeco

After in-depth consultation, we construct a portfolio that balances the client's various risk, return, regulatory and sustainability criteria and we show the headline characteristics of this portfolio together with those of a reference benchmark, as illustrated in Figure 6. The reference benchmark is used to provide a theoretical construction of a buy-and-maintain benchmark; it is customized to the investor's restrictions and liability cashflow matching profile using bonds available in the market.

Based on a range of metrics, we can illustrate that the optimized portfolio has better overall characteristics than this reference benchmark. Specifically, the yield is 5 basis points higher and the overall risk characteristics are better: the overall rating is one notch higher, and the portfolio has a higher fundamental credit quality as assessed by Robeco's in-house credit analysts – reflected in the Fundamental Score – and a lower calculated probability of downgrades to high yield. It also has a more diversified sector exposure. In this regard it is important to note that our aim is not to avoid sectors with heavy carbon footprints; instead, we make our assessment on a company basis.

Figure 6 | Characteristics of an optimal portfolio

	Metric*	Portfolio	Reference benchmark
✓ Return	Yield (USD)	1.64	1.59
✓ Risk	Rating	A/A- (7.3)	A-/BBB+ (8.4)
	Max sector exposure	15%	29%
	Fundamental Score	0.5	0.0
	Duration	5.2	5.2
	BBB- allocation	4%	15%
	Fallen Angel probability	8%	15%
✓ Sustainability	Carbon footprint	70%	100%
	SDG Score	0.9	0.5
✓ Regulation	SCR spread risk	8.3%	10.0%



Source: Robeco, June 2021 market data¹

From a sustainability and carbon perspective, the optimized portfolio has generated a 30% reduction in the carbon footprint and a significant improvement in the Sustainable Development Goal (SDG) score. In this case, an insurance investor would also benefit from the reduction in regulatory capital charge.

'We use this portfolio as a starting point in a discussion with the client, using a sensitivity analysis to help the investor set their risk, return, regulatory and sustainability appetite'

Weighing up the portfolio carbon footprint relative to its returns

We use this portfolio as a starting point in a discussion with the client, using a sensitivity analysis to help the investor set their risk, return, regulatory and sustainability appetite. Further iterative discussions help us guide investors towards finding an appropriate bespoke decarbonization solution.

¹Carbon footprint level indexed to 100 at reference universe footprint level and based on Trucost Scope 1, 2 and 3. The portfolio is also expressed relative to this level. Fallen angel probability is based on the average historical Moody's rating migration tables and model assumptions over the period 1983-2017. The SDG (Sustainable Development Goal) score is allocated by Robeco, based on our proprietary methodology. The score ranges from -3 to +3 per company. For issuers where we do not have an SDG score, the sector score is used. The F-score is the fundamental credit score given by Robeco's analysts. Issuers for which we do not have an F-score are assigned a score of zero.

Our carbon footprint sensitivity analysis shows that we can reduce the carbon footprint of a global portfolio even further without having a significant impact on the risk-return profile, as illustrated in Figure 7. This analysis puts our optimized portfolio – Portfolio 3a – into perspective.

Figure 7 | Reducing carbon footprint in a global portfolio can be done without a large impact on the risk-return profile

				Naïve Reduction	Fwd-Looking Reduction			
	Metric*	Portfolio 1	Portfolio 2	Portfolio 3	Portfolio 3a	Portfolio 4	Portfolio 5	Reference
Return	Yield (USD)	1.65	1.64	1.64	1.64	1.64	1.63	1.59
Risk	Rating	A/A- (7.3)	A/A- (7.3)	A/A- (7.3)	A/A- (7.3)	A/A- (7.3)	A/A- (7.4)	A-/BBB+ (8.4)
	Max sector exposure	15%	15%	15%	15%	15%	15%	29%
	Fundamental Score	0.5	0.5	0.5	0.5	0.5	0.5	0.0
	Duration	5.2	5.2	5.2	5.2	5.2	5.2	5.2
	BBB- allocation	4%	4%	4%	4%	4%	3%	15%
	Fallen Angel probability	8%	8%	8%	8%	8%	8%	15%
Sustainability	Carbon footprint	100%	85%	70%	70%	55%	40%	100%
	SDG Score	0.8	0.8	0.9	0.9	0.9	1.0	0.5
Regulation	SCR spread risk	8.3%	8.3%	8.3%	8.3%	8.3%	8.3%	10.0%

Source: Robeco, June 2021 market data¹

Portfolio 1 shows an optimized portfolio with a carbon footprint similar to that of the benchmark portfolio (which is shown in the last column, on the right). We then lower the targeted footprint by 15% in each of our subsequent portfolios, up to Portfolio 5. We note that in our sensitivity analysis there is no impact (Portfolios 2 and 3) or very limited impact (up to 2 basis points, for Portfolio 5) on portfolio yield when incorporating a lower carbon footprint.

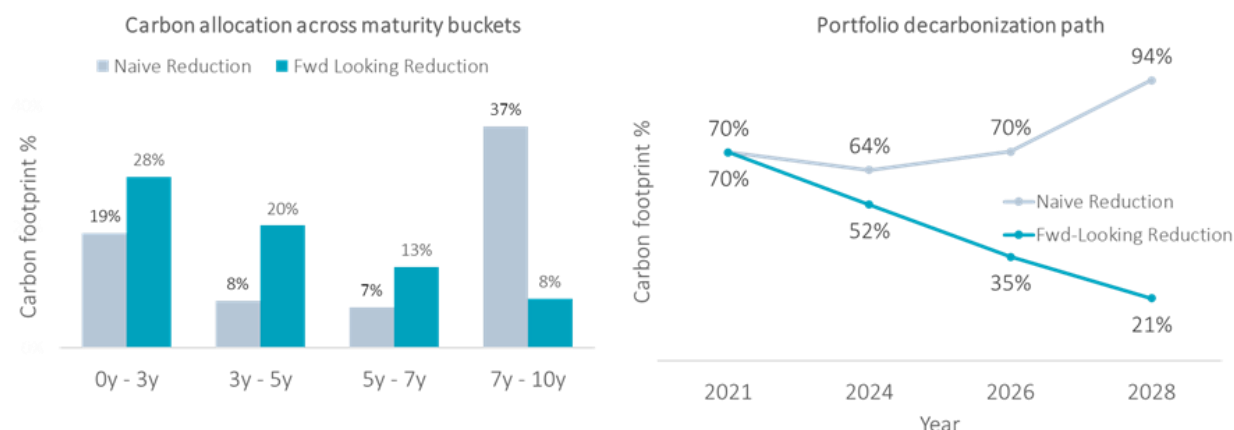
Note, though, that although Portfolio 3 and Portfolio 3a both imposed a 30% carbon reduction, the way in which this was done over the life of the portfolio differed.

‘An important aspect of the portfolio construction process, especially for a buy-and-maintain portfolio, is to consider how the carbon footprint is allocated across future maturities’

Naïve versus forward-looking allocation of carbon across the lifetime of the portfolio

An important aspect of the portfolio construction process, especially for a buy-and-maintain portfolio, is to consider how the carbon footprint is allocated across future maturities. The approach used for Portfolio 3a is to set the portfolio optimization to reduce carbon exposure over the lifetime of the portfolio. This means that those assets which are the heaviest emitters are allocated to shorter-maturity buckets; for the cleanest companies, the optimizer selects longer-maturity buckets.

Figure 8 | The importance of managing the allocation of carbon over tenors



Source: Robeco, June 2021 market data²

This forward-looking approach to decarbonization across maturity buckets is illustrated through the portfolio represented in Figure 8 by the blue bars (left side) and the blue decarbonization glide path (right side). This contrasts with a so-called naïve allocation of carbon across maturity buckets (grey bars and line), which is the result of a portfolio optimization that reduces total portfolio carbon without factoring in how this would look over time.

‘The reduction pathway of the naïve approach could potentially result in a rising carbon pathway over time. This shows that if a decarbonization pathway is not incorporated in the initial portfolio construction, it could result in increased portfolio turnover over the life of the portfolio, in an attempt to manage the carbon exposure’

As illustrated, the reduction pathway of the naïve approach could potentially result in a rising carbon pathway over time. This shows that if a decarbonization pathway is not incorporated in the initial portfolio construction, it could result in increased portfolio turnover over the life of the portfolio, in an attempt to manage the carbon exposure.

The analysis shown is based on the current carbon footprint estimates of the companies in the portfolio, as the future decarbonization path of each company is not yet known with certainty. In addition, it is important to qualitatively assess the ability and willingness of these companies to lower their carbon footprint over time and to engage with them on this topic. Doing so could lead to an even better decarbonization path over time.

Turnover can be significantly reduced with very limited impact on the risk-return profile

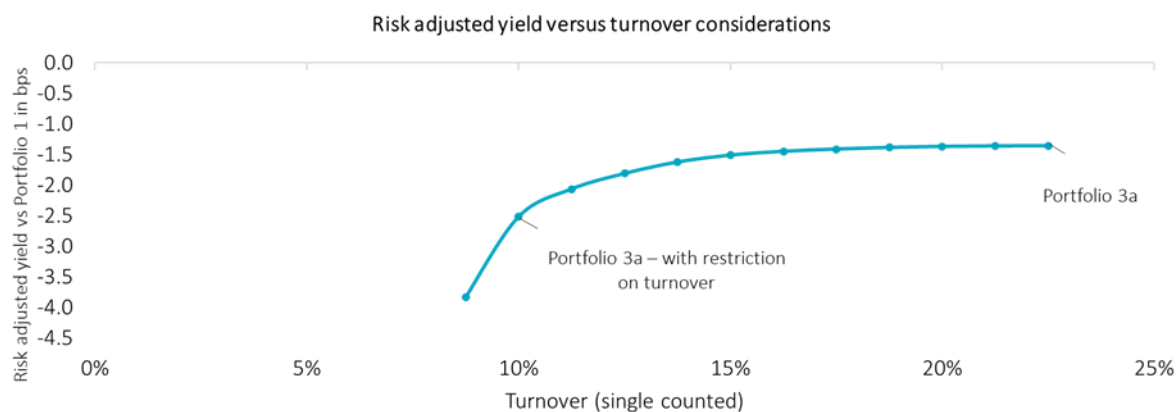
The optimal model portfolios that have been constructed so far do not consider the current holdings and any desired turnover restriction. For example, to fully switch from optimal Portfolio 1, which has a similar carbon footprint to the benchmark, to optimal Portfolio 3a (with 30% footprint reduction), turnover of 23% is needed. In practice, of course, one would want to be mindful of the turnover and the potential impact on transaction costs and book value.

In this example, turnover for the switch to the forward-looking portfolio can be reduced by about half, with only a limited impact on the overall risk-return profile; see Figure 9. The figure also shows that the added value of turnover in the

² Into the future up to year 2031, the carbon footprint is indexed to the carbon footprint of the reference benchmark into the future, based on the current carbon footprint data of companies. E.g., for the year 2026, only the footprints of the bonds in the 5y-10y maturity buckets are used in the calculation for both the portfolio and the reference.

portfolio decreases exponentially. The impact on other metrics, such as transaction costs or book value, can also be considered to determine which are the most suitable transactions.

Figure 9 | Risk-adjusted yield versus turnover considerations



Source: Robeco, June 2021; yield is adjusted with a penalty for default and fallen angel risk³

In practice the actual turnover needed to decarbonize a portfolio, while considering other client-specific investment objectives, is dependent on the investor's current holdings and specific portfolio requirements. In addition to decarbonizing the portfolio, by choosing the optimal transactions carefully, the portfolios risk-return profile can often be improved at the same time with limited transaction costs.

The Robeco approach to impact: Sustainable Development Goals and climate change

In addition to steering a portfolio based on carbon footprint, a buy-and-maintain credit portfolio can also be constructed to generate a targeted long-term impact through its alignment with the UN Sustainable Development Goals (SDGs).⁴

The UN Sustainable Development Goals

The United Nations Sustainable Development Goals (SDGs) target a broad range of 17 objectives such as elimination of poverty and hunger, decent work and growth, sustainable cities and communities, and climate action. 193 countries adopted the 'Agenda for Sustainable Development', agreeing to contribute to the realization of these SDGs by 2030.

The UN Commission on Trade and Development (UNCTAD) estimates that between USD 5-7 trillion per year will be needed to achieve these goals in this timescale. As it is unlikely that governments alone will be able to fund this, the UN has explicitly asked the private sector, including asset owners, to contribute as well.



Source: United Nations. The use of the United Nations SDG icons is for illustrative purposes only and does not imply endorsement by the United Nations.

³ In the forward-looking scenarios, the carbon footprint across the longer-maturity buckets is additionally constrained to be declining as a percentage of the carbon footprint reference benchmark, based on current carbon footprint data of companies in line with Portfolio 3a.

⁴ The Sustainable Development Goals are 17 goals that the UN presented in the last quarter of 2015. These goals set the world-wide agenda for sustainable development until 2030, and cover a wide range of social and environmental aspects.

Robeco developed a unique framework that measures the contribution of investee companies to the UN SDGs. The framework comprises three steps: assessing what a company produces, how it operates, and its possible involvement in severe controversies. This framework serves as a screening system that calculates the contributions – both positive and negative – that companies make to any of the 17 SDGs. The way in which this screening process identifies companies that have a long-term positive effect on society and the environment makes it particularly suitable for buy-and-maintain strategies.

Example: incorporating SDGs as a target

A buy-and-maintain portfolio can, for example, be adapted to invest solely in companies that contribute positively to (one or more of) the SDGs or have an overall target SDG score higher than the benchmark reference. In Figure 10 we show as example how the carbon footprint analysis would change if the main impact focus was on achieving a high average SDG score instead of focusing on decarbonization.

Just as in the carbon footprint example, based on a range of metrics, the optimized portfolio has better overall characteristics than the reference benchmark. Similar further iterative discussions as in the carbon footprint example help us guide investors towards finding an appropriate bespoke SDG solution.

Figure 10 | Incorporating SDG-related objectives into a buy-and-maintain portfolio

	Metric*	Portfolio 1	Portfolio 2	Portfolio 3	Portfolio 4	Portfolio 5	Reference
Return	Yield (USD)	1.65	1.65	1.64	1.63	1.62	1.59
Risk	Rating	A/A- (7.3)	A/A- (7.3)	A/A- (7.3)	A/A- (7.4)	A/A- (7.5)	A-/BBB+ (8.4)
	Max sector exposure	15%	15%	15%	15%	15%	29%
	Fundamental Score	0.5	0.5	0.5	0.6	0.5	0.0
	Duration	5.2	5.2	5.2	5.2	5.2	5.2
	BBB- allocation	4%	4%	4%	4%	4%	15%
	Fallen Angel probability	8%	8%	8%	9%	9%	15%
Sustainability	Carbon footprint	100%	100%	100%	100%	77%	100%
	SDG Score	0.8	1.0	1.3	1.5	1.8	0.5
Regulation	SCR spread risk	8.3%	8.3%	8.3%	8.3%	8.3%	10.0%

Source: Robeco, June 2021 market data¹

Conclusion

Climate risk considerations are critical for all investors, and investors increasingly are incorporating their climate goals into their investment objectives. Our view is that climate change considerations are especially relevant for buy-and-maintain investors, given their long-term horizon and the restrictions on portfolio turnover. We follow a disciplined process to assess climate risks, which includes the application of both qualitative assessments and quantitative methodologies, developed as a result of our many years of experience in credit and sustainable investing. The outcomes of these processes are used to construct bespoke portfolios for clients, based on their unique objectives.

With our proprietary optimization framework we help investors assess the possible financial impact of climate change on their portfolio and provide insights on the turnover needed to decarbonize their portfolio with a forward-looking view. We typically see that significant carbon footprint reduction can be achieved with limited turnover and limited portfolio impact.

Robeco has a long history in buy-and-maintain investing, helping many investors to achieve their unique objectives over lengthy timeframes. With our in-house combination of insurance and pensions analytical capabilities, our market-leading global credit platform and our pioneering role in sustainable investing, we are able to design high-quality and truly client-driven sustainable credit portfolios.

Important Information

Robeco Institutional Asset Management B.V. has a license as manager of Undertakings for Collective Investment in Transferable Securities (UCITS) and Alternative Investment Funds (AIFs) ("Fund(s)") from The Netherlands Authority for the Financial Markets in Amsterdam. This marketing document is solely intended for professional investors, defined as investors qualifying as professional clients, have requested to be treated as professional clients or are authorized to receive such information under any applicable laws. Robeco Institutional Asset Management B.V. and/or its related, affiliated and subsidiary companies, ("Robeco"), will not be liable for any damages arising out of the use of this document. Users of this information who provide investment services in the European Union have their own responsibility to assess whether they are allowed to receive the information in accordance with MiFID II regulations. To the extent this information qualifies as a reasonable and appropriate minor non-monetary benefit under MiFID II, users that provide investment services in the European Union are responsible to comply with applicable recordkeeping and disclosure requirements. The content of this document is based upon sources of information believed to be reliable and comes without warranties of any kind. Without further explanation this document cannot be considered complete. Any opinions, estimates or forecasts may be changed at any time without prior warning. If in doubt, please seek independent advice. It is intended to provide the professional investor with general information on Robeco's specific capabilities, but has not been prepared by Robeco as investment research and does not constitute an investment recommendation or advice to buy or sell certain securities or investment products and/or to adopt any investment strategy and/or legal, accounting or tax advice. All rights relating to the information in this document are and will remain the property of Robeco. This material may not be copied or used with the public. No part of this document may be reproduced, or published in any form or by any means without Robeco's prior written permission. Investment involves risks. Before investing, please note the initial capital is not guaranteed. Investors should ensure that they fully understand the risk associated with any Robeco product or service offered in their country of domicile. Investors should also consider their own investment objective and risk tolerance level. Historical returns are provided for illustrative purposes only. The price of units may go down as well as up and the past performance is not indicative of future performance. If the currency in which the past performance is displayed differs from the currency of the country in which you reside, then you should be aware that due to exchange rate fluctuations the performance shown may increase or decrease if converted into your local currency. The performance data do not take account of the commissions and costs incurred on trading securities in client portfolios or on the issue and redemption of units. Unless otherwise stated, the prices used for the performance figures of the Luxembourg-based Funds are the end-of-month transaction prices net of fees up to 4 August 2010. From 4 August 2010, the transaction prices net of fees will be those of the first business day of the month. Return figures versus the benchmark show the investment management result before management and/or performance fees; the Fund returns are with dividends reinvested and based on net asset values with prices and exchange rates of the valuation moment of the benchmark. Please refer to the prospectus of the Funds for further details. Performance is quoted net of investment management fees. The ongoing charges mentioned in this document are the ones stated in the Fund's latest annual report at closing date of the last calendar year. This document is not directed to, or intended for distribution to or use by any person or entity who is a citizen or resident of or located in any locality, state, country or other jurisdiction where such distribution, document, availability or use would be contrary to law or regulation or which would subject any Fund or Robeco Institutional Asset Management B.V. to any registration or licensing requirement within such jurisdiction. Any decision to subscribe for interests in a Fund offered in a particular jurisdiction must be made solely on the basis of information contained in the prospectus, which information may be different from the information contained in this document. Prospective applicants for shares should inform themselves as to legal requirements also applying and any applicable exchange control regulations and applicable taxes in the countries of their respective citizenship, residence or domicile. The Fund information, if any, contained in this document is qualified in its entirety by reference to the prospectus, and this document should, at all times, be read in conjunction with the prospectus. Detailed information on the Fund and associated risks is contained in the prospectus. The prospectus and the Key Investor Information Document for the Robeco Funds can all be obtained free of charge at www.robeco.com.

Additional Information for US investors

Robeco is considered "participating affiliated" and some of their employees are "associated persons" of Robeco Institutional Asset Management US Inc. ("RIAM US") as per relevant SEC no-action guidance. Employees identified as associated persons of RIAM US perform activities directly or indirectly related to the investment advisory services provided by RIAM US. In those situations, these individuals are deemed to be acting on behalf of RIAM US, a US SEC registered investment adviser. SEC regulations are applicable only to clients, prospects and investors of RIAM US. RIAM US is wholly owned subsidiary of ORIX Corporation Europe N.V. and offers investment advisory services to institutional clients in the US.

Additional Information for investors with residence or seat in Australia and New Zealand

This document is distributed in Australia by Robeco Hong Kong Limited (ARBN 156 512 659) ("Robeco"), which is exempt from the requirement to hold an Australian financial services license under the Corporations Act 2001 (Cth) pursuant to ASIC Class Order 03/1103. Robeco is regulated by the Securities and Futures Commission under the laws of Hong Kong and those laws may differ from Australian laws. This document is distributed only to "wholesale clients" as that term is defined under the Corporations Act 2001 (Cth). This document is not for distribution or dissemination, directly or indirectly, to any other class of persons. In New Zealand, this document is only available to wholesale investors within the meaning of clause 3(2) of Schedule 1 of the Financial Markets Conduct Act 2013 ("FMCA"). This document is not for public distribution in Australia and New Zealand.

Additional Information for investors with residence or seat in Austria

This information is solely intended for professional investors or eligible counterparties in the meaning of the Austrian Securities Oversight Act.

Additional Information for investors with residence or seat in Brazil

The Fund may not be offered or sold to the public in Brazil. Accordingly, the Fund has not been nor will be registered with the Brazilian Securities Commission – CVM, nor has it been submitted to the foregoing agency for approval. Documents relating to the Fund, as well as the information contained therein, may not be supplied to the public in Brazil, as the offering of the Fund is not a public offering of securities in Brazil, nor may they be used in connection with any offer for subscription or sale of securities to the public in Brazil.

Additional Information for investors with residence or seat in Canada

No securities commission or similar authority in Canada has reviewed or in any way passed upon this document or the merits of the securities described herein, and any representation to the contrary is an offence. Robeco Institutional Asset Management B.V. is relying on the international dealer and international adviser exemption in Quebec and has appointed McCarthy Tétrault LLP as its agent for service in Quebec.

Additional information for investors with residence or seat in the Republic of Chile

Neither Robeco nor the Robecofunds have been registered with the Comisión para el Mercado Financiero pursuant to law no. 18.045, the Ley de Mercado de Valores and regulations thereunder. This document does not constitute an offer of, or an invitation to subscribe for or purchase, shares of the Funds in the Republic of Chile, other than to the specific person who individually requested this information on his own initiative. This may therefore be treated as a "private offering" within the meaning of article 4 of the Ley de Mercado de Valores (an offer that is not addressed to the public at large or to a certain sector or specific group of the public).

Additional Information for investors with residence or seat in Colombia

This document does not constitute a public offer in the Republic of Colombia. The offer of the Fund is addressed to less than one hundred specifically identified investors. The Fund may not be promoted or marketed in Colombia or to Colombian residents, unless such promotion and marketing is made in compliance with Decree 2555 of 2010 and other applicable rules and regulations related to the promotion of foreign Funds in Colombia.

Additional Information for investors with residence or seat in the Dubai International Financial Centre (DIFC), United Arab Emirates

This material is being distributed by Robeco Institutional Asset Management B.V. (DIFC Branch) located at Office 209, Level 2, Gate Village Building 7, Dubai International Financial Centre, Dubai, PO Box 482060, UAE. Robeco Institutional Asset Management B.V. (DIFC Branch) is regulated by the Dubai Financial Services Authority ("DFSA") and only deals with Professional Clients or Market Counterparties and does not deal with Retail Clients as defined by the DFSA.

Additional Information for investors with residence or seat in France

Robeco Institutional Asset Management B.V. is at liberty to provide services in France. Robeco France is a subsidiary of Robeco whose business is based on the promotion and distribution of the group's funds to professional investors in France.

Additional Information for investors with residence or seat in Germany

This information is solely intended for professional investors or eligible counterparties in the meaning of the German Securities Trading Act.

Additional Information for investors with residence or seat in Hong Kong

The contents of this document have not been reviewed by the Securities and Futures Commission ("SFC") in Hong Kong. If you are in any doubt about any of the contents of this document, you should obtain independent professional advice. This document has been distributed by Robeco Hong Kong Limited ("Robeco"). Robeco is regulated by the SFC in Hong Kong.

Additional Information for investors with residence or seat in Italy

This document is considered for use solely by qualified investors and private professional clients (as defined in Article 26 (1) (b) and (d) of Consob Regulation No. 16190 dated 29 October 2007). If made available to Distributors and individuals authorized by Distributors to conduct promotion and marketing activity, it may only be used for the purpose for which it was conceived. The data and information contained in this document may not be used for communications with Supervisory Authorities. This document does not include any information to determine, in concrete terms, the investment inclination and, therefore, this document cannot and should not be the basis for making any investment decisions.

Additional Information for investors with residence or seat in Japan

This document is considered for use solely by qualified investors and are being distributed by Robeco Japan Company Limited, registered in Japan as a Financial Instruments Business Operator, [Registered No. the Director of Kanto Local Financial Bureau (Financial Instruments Business Operator), No. 2780, Member of Japan Investment Advisors Association].

Additional Information for investors with residence or seat in Mexico

The Funds have not been and will not be registered with the National Registry of Securities, maintained by the Mexican National Banking and Securities Commission and, as a result, may not be offered or sold publicly in Mexico. Robeco and any underwriter or purchaser may offer and sell the funds in Mexico on a private placement basis to Institutional and Accredited Investors, pursuant to Article 8 of the Mexican Securities Market Law.

Additional Information for investors with residence or seat in Peru

The Fund has not been registered with the Superintendencia del Mercado de Valores (SMV) and is being placed by means of a private offer. SMV has not reviewed the information provided to the investor. This document is only for the exclusive use of institutional investors in Peru and is not for public distribution.

Additional Information for investors with residence or seat in Shanghai

This material is prepared by Robeco Overseas Investment Fund Management (Shanghai) Limited Company ("Robeco Shanghai") and is only provided to the specific objects under the premise of confidentiality. Robeco Shanghai was registered as a private fund manager with the Asset Management Association of China in September 2018. Robeco Shanghai is a wholly foreign-owned enterprise established in accordance with the PRC laws, which enjoys independent civil rights and civil obligations. The statements of the shareholders or affiliates in the material shall not be deemed to a promise or guarantee of the shareholders or affiliates of Robeco Shanghai, or be deemed to any obligations or liabilities imposed to the shareholders or affiliates of Robeco Shanghai.

Additional Information for investors with residence or seat in Singapore

This document has not been registered with the Monetary Authority of Singapore ("MAS"). Accordingly, this document may not be circulated or distributed directly or indirectly to persons in Singapore other than (i) to an institutional investor under Section 304 of the SFA, (ii) to a relevant person pursuant to Section 305(1), or any person pursuant to Section 305(2), and in accordance with the conditions specified in Section 305, of the SFA, or (iii) otherwise pursuant to, and in accordance with the conditions of, any other applicable provision of the SFA. The contents of this document have not been reviewed by the MAS. Any decision to participate in the Fund should be made only after reviewing the sections regarding investment considerations, conflicts of interest, risk factors and the relevant Singapore selling restrictions (as described in the section entitled "Important Information for Singapore Investors") contained in the prospectus. You should consult your professional adviser if you are in doubt about the stringent restrictions applicable to the use of this document, regulatory status of the Fund, applicable regulatory protection, associated risks and suitability of the Fund to your objectives. Investors should note that only the sub-Funds listed in the appendix to the section entitled "Important Information for Singapore Investors" of the prospectus ("Sub-Funds") are available to Singapore investors. The Sub-Funds are notified as restricted foreign schemes under the Securities and Futures Act, Chapter 289 of Singapore ("SFA") and are invoking the exemptions from compliance with prospectus registration requirements pursuant to the exemptions under Section 304 and Section 305 of the SFA. The Sub-Funds are not authorized or recognized by the MAS and shares in the Sub-Funds are not allowed to be offered to the retail public in Singapore. The prospectus of the Fund is not a prospectus as defined in the SFA. Accordingly, statutory liability under the SFA in relation to the content of prospectuses would not apply. The Sub-Funds may only be promoted exclusively to persons who are sufficiently experienced and sophisticated to understand the risks involved in investing in such schemes, and who satisfy certain other criteria provided under Section 304, Section 305 or any other applicable provision of the SFA and the subsidiary legislation enacted thereunder. You should consider carefully whether the investment is suitable for you. Robeco Singapore Private Limited holds a capital markets services license for fund management issued by the MAS and is subject to certain clientele restrictions under such license.

Additional Information for investors with residence or seat in Spain

Robeco Institutional Asset Management BV, Sucursal en España with identification number W0032687F and having its registered office in Madrid at Calle Serrano 47-149, is registered with the Spanish Commercial Registry in Madrid, in volume 19 957, page 190, section 8, sheet M-351927 and with the National Securities Market Commission (CNMV) in the Official Register of branches of European investment services companies, under number 24. The investment funds or SICAV mentioned in this document are regulated by the corresponding authorities of their country of origin and are registered in the Special Registry of the CNMV of Foreign Collective Investment Institutions marketed in Spain.

Additional Information for investors with residence or seat in South Africa

Robeco Institutional Asset Management B.V. is registered and regulated by the Financial Sector Conduct Authority in South Africa.

Additional Information for investors with residence or seat in Switzerland

The Fund(s) are domiciled in Luxembourg. This document is exclusively distributed in Switzerland to qualified investors as defined in the Swiss Collective Investment Schemes Act (CISA). This material is distributed by Robeco Switzerland Ltd, postal address: Josefstrasse 218, 8005 Zurich. ACOLIN Fund Services AG, postal address: Affolternstrasse 56, 8050 Zurich, acts as the Swiss representative of the Fund(s). UBS Switzerland AG, Bahnhofstrasse 45, 8001 Zurich, postal address: Europastrasse 2, P.O. Box, CH-8152 Opfikon, acts as the Swiss paying agent. The prospectus, the Key Investor Information Documents (KIIDs), the articles of association, the annual and semi-annual reports of the Fund(s), as well as the list of the purchases and sales which the Fund(s) has undertaken during the financial year, may be obtained, on simple request and free of charge, at the office of the Swiss representative ACOLIN Fund Services AG. The prospectuses are also available via the website www.robeco.ch.

Additional Information relating to RobecoSAM-branded funds/services

Robeco Switzerland Ltd, postal address Josefstrasse 218, 8005 Zurich, Switzerland has a license as asset manager of collective assets from the Swiss Financial Market Supervisory Authority FINMA. RobecoSAM-branded financial instruments and investment strategies referring to such financial instruments are generally managed by Robeco Switzerland Ltd. The RobecoSAM brand is a registered trademark of Robeco Holding B.V. The brand RobecoSAM is used to market services and products which do entail Robeco's expertise on Sustainable Investing (SI). The brand RobecoSAM is not to be considered as a separate legal entity.

Additional Information for investors with residence or seat in Liechtenstein

This document is exclusively distributed to Liechtenstein-based duly licensed financial intermediaries (such as e.g. banks, discretionary portfolio managers, insurance companies, fund of funds, etc.) which do not intend to invest on their own account into Fund(s) displayed in the document. This material is distributed by Robeco Switzerland Ltd, postal address: Josefstrasse 218, 8005 Zurich, Switzerland. LGT Bank Ltd., Herengasse 12, FL-9490 Vaduz, Liechtenstein acts as the representative and paying agent in Liechtenstein. The prospectus, the Key Investor Information Documents (KIIDs), the articles of association, the annual and semi-annual reports of the Fund(s) may be obtained from the representative or via the website www.robeco.ch.

Additional Information for investors with residence or seat in the United Arab Emirates

Some Funds referred to in this marketing material have been registered with the UAE Securities and Commodities Authority (the Authority). Details of all Registered Funds can be found on the Authority's website. The Authority assumes no liability for the accuracy of the information set out in this material/document, nor for the failure of any persons engaged in the investment Fund in performing their duties and responsibilities.

Additional Information for investors with residence or seat in the United Kingdom

Robeco is subject to limited regulation in the UK by the Financial Conduct Authority. Details about the extent of our regulation by the Financial Conduct Authority are available from us on request.

Additional Information for investors with residence or seat in Uruguay

The sale of the Fund qualifies as a private placement pursuant to section 2 of Uruguayan law 18,627. The Fund must not be offered or sold to the public in Uruguay, except in circumstances which do not constitute a public offering or distribution under Uruguayan laws and regulations. The Fund is not and will not be registered with the Financial Services Superintendency of the Central Bank of Uruguay. The Fund corresponds to investment funds that are not investment funds regulated by Uruguayan law 16,774 dated September 27, 1996, as amended.