

Emerging markets surge led by semiconductor rally

- MSCI Emerging Markets Index outperforms MSCI World Index significantly
- Momentum factor achieves exceptional gains amid strong market rebound
- Defensive portfolio with stable stocks at attractive valuation and yield levels

In April 2026, the Emerging 3D Conservative Equities Fund recorded a return of 6.29%, underperforming the MSCI Emerging Markets Index, which returned 12.67%. This resulted in an excess return of -6.38%.

Table 1 – Performance of EUR share class (gross of fees)

Performance (EUR)	Apr/26	YTD	1 year	3 year	Since inception (December 2020)	Volatility since inception	Return/volatility since inception
Emerging 3D Conservative Equities Fund	6.29%	9.29%	22.14%	16.68%	12.81%	10.19%	1.26
MSCI Emerging Markets Index	12.67%	14.66%	42.14%	18.26%	8.29%	14.80%	0.56
MSCI Emerging Markets Minimum Volatility Index (USD optimized)	8.97%	8.64%	16.72%	9.36%	6.80%	9.53%	0.71

Source: Robeco Performance Measurement. All figures are gross of fees. In reality, costs such as management fees and other costs are charged. These have a negative effect on the returns shown. These figures are preliminary based on the most recent month's performance results. These numbers may deviate from the final performance figures. The value of your investment may fluctuate. Results obtained in the past are no guarantee of future performance.

1. Market developments

The MSCI Emerging Markets Index rose 14.7% in USD terms in April, outperforming the MSCI World Index (+9.6%), driven largely by a powerful rally in semiconductor and related stocks, which increasingly dominate index dynamics. SK Hynix surged 61%, overtaking Alibaba Group and Tencent in index weight to become the third-largest constituent after TSMC and Samsung. MediaTek gained 75% and is now the seventh-largest index holding, just behind Delta Electronics, which rose 57%. Taiwan (+26%) overtook China as the largest country weight in the index, while South Korea (+38%) saw its weight double from 9% to 18% over the past year. From a factor perspective, momentum delivered an exceptional 30% gain, while low-risk and high-dividend strategies lagged, as expected, in what was a sharp rebound following March's weakest month for EM equities since 2020.

PORTFOLIO MANAGER'S UPDATE - APRIL 2026

Marketing material for professional investors, not for onward distribution

From left to right: Pim van Vliet, Arlette van Ditshuizen, Maarten Polfiet, Jan Sytze Mosselaar, Arnoud Klep



Table 2 – Market dashboard

Market dashboard	1M	12M	USD return	1M	12M	USD sector returns	1M	12M	Factors (USD)	1M	12M
MSCI EM USD	14.7%	46.7%	South Korea	38.2%	193.1%	Information Technology	32.2%	145.8%	Momentum	30.6%	64.9%
MSCI EM Local	13.3%	48.2%	Taiwan	26.2%	113.9%	Industrials	20.5%	57.8%	Quality	19.1%	40.0%
MSCI EM EUR	12.7%	42.1%	India	9.2%	-9.8%	Real Estate	10.0%	-1.7%	Growth	16.9%	49.9%
S&P 500 USD	10.5%	31.1%	Thailand	5.0%	39.9%	Utilities	7.3%	19.6%	Market	14.7%	46.7%
MSCI World USD	9.6%	29.2%	Malaysia	4.3%	25.8%	Energy	6.5%	36.2%	Small caps	13.4%	37.5%
MSCI World local	8.9%	28.8%	Brazil	4.0%	54.8%	Materials	5.9%	59.9%	Value	11.2%	50.1%
S&P 500 EUR	8.5%	26.5%	China	3.6%	12.4%	Consumer Discretionary	5.6%	2.1%	MinVol	10.9%	20.5%
MSCI World EUR	7.6%	25.2%	South Africa	2.8%	49.4%	Financials	5.3%	18.8%	Equal-weighted	9.5%	32.3%
MSCI Europe USD	7.1%	22.2%	Mexico	2.6%	40.6%	Consumer Staples	4.0%	-1.9%	High Dividend	8.5%	28.7%
MSCI World Equal USD	6.5%	22.3%	Saudi Arabia	-0.6%	3.5%	Health Care	4.0%	7.6%			
MSCI Europe EUR	5.2%	18.4%	Indonesia	-7.2%	-22.4%	Communication Services	0.5%	3.2%			

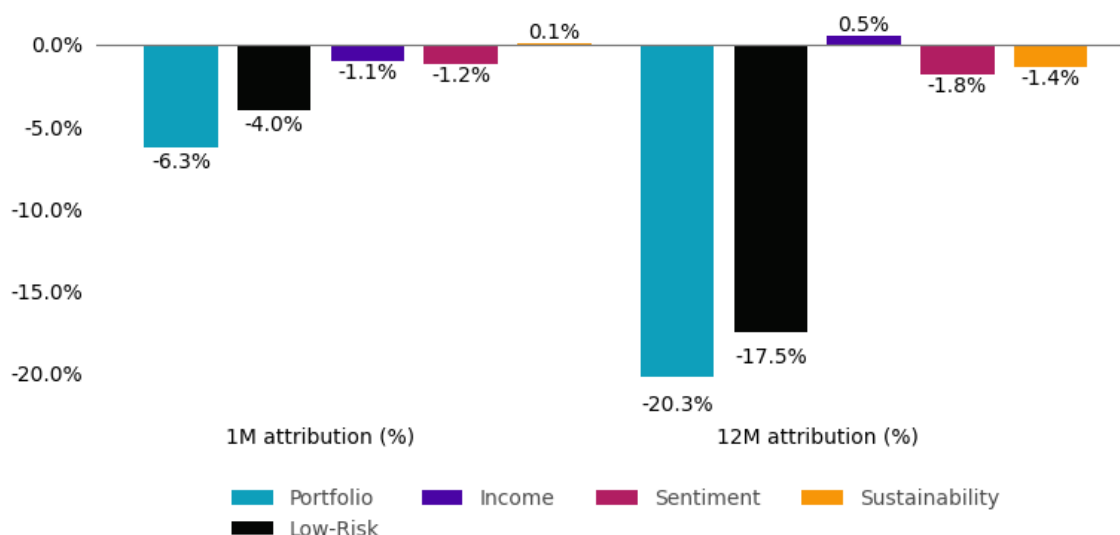
Source: Robeco, MSCI, Bloomberg.

2. Performance attribution

Last month, our portfolio underperformed the benchmark. The primary detractors were low-risk and sentiment, with income also contributing negatively. Sustainability had a neutral impact on the overall performance.

Over the past 12 months, the portfolio also showed an overall underperformance. Income was the only positive contributor during this period, while low-risk was the largest detractor, significantly impacting the overall return. Sustainability and sentiment also detracted from performance.

Figure 1 – Factor attribution



Source: Robeco Performance Measurement. The figures show relative portfolio returns versus the index. The relative portfolio return is gross of fees and net of transaction costs and is the sum of the allocation effect and stock selection contribution, excluding cash & other. The relative portfolio return is entirely attributed to underlying Robeco factors. All stocks in the portfolio and index are ranked on Robeco factors and grouped into five market value-weighted quintiles. The portfolio factor exposures are averages over the previous month. The returns are over the whole period.

Table 3 – Top contributors – Top detractors

Name	Effect	Country	Sector	Active Weight	Return	Index Return
United Microelectronics	0.33%	Taiwan	Information Technology	1.61%	35.59%	35.59%
Samsung Electronics	0.27%	Korea	Information Technology	1.13%	40.85%	40.85%
LG Innotek	0.23%	Korea	Information Technology	0.36%	98.02%	98.02%
Alibaba	0.21%	China	Consumer Discretionary	-2.47%	0.00%	4.09%
Xiaomi	0.15%	China	Information Technology	-0.61%	0.00%	-10.18%

Name	Effect	Country	Sector	Active Weight	Return	Index Return
HCL Technologies	-0.35%	India	Information Technology	1.43%	-10.94%	-10.94%
MediaTek	-0.40%	Taiwan	Information Technology	-0.79%	0.00%	73.60%
Samsung Electronics	-0.53%	Korea	Information Technology	-2.89%	33.77%	33.77%
Taiwan Semiconductor Manufacturing	-0.64%	Taiwan	Information Technology	-8.99%	20.22%	20.22%
SK hynix	-1.02%	Korea	Information Technology	-2.65%	61.64%	61.64%

Source: Robeco Performance Measurement and MSCI.

3. Positioning

Robeco QI Emerging 3D Conservative Equities Fund selects from an investable universe of around 2,000 EM stocks, buying securities with low-risk characteristics, such as low volatility, low market sensitivity, and low distress risk. Simultaneously, these low-risk stocks are characterized by attractive valuations, a high and stable dividend, positive price momentum, and favorable analyst revisions.

Figure 2 – Sector and country positioning matrix

	Brazil	Thailand	Taiwan	Peru	United Arab Emirates	South Africa	Malaysia	Mexico	India	China	Korea	Total
Positioning												
Financials	1.6	2.7	3.1	1.4		0.4	0.7		-3.6	2.8	0.4	8.4
Communication Services	1.7	1.2	3.2			0.5		0.4		-1.4	0.7	7.5
Real Estate					0.4	1.7		0.5		-0.3		2.5
Utilities	1.4								-0.4	0.4		1.7
Health Care	0.6								1.5	-0.3	-0.5	0.9
Consumer Staples	-0.3					0.3		-0.6	1.5			0.5
Industrials	-0.4						0.5		-1.0	2.6	-2.3	-0.6
Energy	-0.8				0.5				-1.1	-0.8		-3.3
Information Technology	0.7	-0.3	-3.2						3.6	-1.9	-4.6	-5.2
Materials	-0.7		-0.3			-1.5		-0.6	-1.0	-0.7	-0.3	-6.2
Consumer Discretionary						-0.4			-0.7	-5.0		-6.2
Total	3.7	3.1	3.1	1.2	1.0	1.0	0.8		-0.9	-4.8	-7.2	

Source: Robeco. Figures show relative portfolio positioning versus the index. Only the largest countries are shown. Sector totals include all countries. Only relative positions of >0.25%/<-0.25% are highlighted. Excludes cash positions.

Table 4 – Portfolio exposures

Relatively large portfolio weight		Relatively small portfolio weight	
Information Technology (India)	Strong low-risk profile, highlighted by low distress risk. Key overweighted securities in this sector include Infosys and HCL Technologies.	Consumer Discretionary (China)	Weak momentum, indicated by low price momentum. Key underweighted securities in this sector include PDD and BYD Company.
Communication Services (Taiwan)	Strong low-risk profile with low beta. The sector also presents good value, highlighted by a high dividend yield. A key overweighted security in this sector is Taiwan Mobile.	Information Technology (Korea)	Weak low-risk profile, characterized by high volatility. Key underweighted securities in this sector include SK hynix and Samsung SDI.
Financials (Taiwan)	Strong low-risk profile, highlighted by low distress risk. Key overweighted securities in this sector include Mega Financial and Chang Hwa Commercial Bank.	Financials (India)	Underweighted in the Financials sector in India, primarily due to weak value factors stemming from low dividend yield. Notable underweighted securities include Axis Bank and Bajaj Finance.

Source: Robeco.

The fund is characterized by a portfolio of low-risk stocks, offering high and stable dividends and a price-to-earnings ratio lower than the market. A comparison of various characteristics of the portfolio versus those of its benchmark – the MSCI Emerging Markets Index – shows a consistent picture, where the strategy remains well-positioned towards the model factors.

Given these characteristics, we firmly believe the strategy is well-positioned to continue harvesting the model factor premiums in Emerging Markets.

Table 5 – Portfolio characteristics

March 2026	Portfolio	MSCI EM	MSCI MinVol		Portfolio	MSCI EM	MSCI MinVol
Risk: Statistical & Distress				Active Positioning			
Volatility (holdings-based 3y)	23.1%	32.6%	25.8%	Number of securities	194	1204	311
Beta (holdings-based 3y)	0.6	1	0.6	Active share	76.9%	-	70.6%
Distance-to-default	6.2	4.8	6.0	Off benchmark	16.8%	-	-
				Expected Turnover	25.0%	-	20.0%
				Realized Turnover	14.0%	8.0%	22.0%
Income & Sentiment				Sustainability			
Dividend yield	4.1%	2.3%	2.8%	Sustainalytics ESG Risk Rating	18.3	21.0	23.5
Net payout yield	4.3%	2.2%	2.7%	GhG emissions (t CO2-eq/mUSD)	64.7	185.3	150.9
Price/Earnings	13.1	15.8	16.6	Positive SDG exposure	71.8%	58.3%	53.9%
Price momentum (12-1M)	46.3%	89.0%	61.6%				
Earnings revisions (3M, % net positive)	59.7%	58.3%	52.1%				
Market capitalization				Summary			
>10 bn USD	68.1%	87.2%	83.6%	Aims to offer lower absolute risk than market, similar absolute risk to MinVol index			
2-10 bn USD	26.7%	12.8%	16.3%	Increased opportunity set with small/mid-caps and higher dividend yield than market			
<2 bn USD	5.2%	0.0%	0.1%	Active portfolio with low turnover			

Source: Robeco, FactSet, MSCI. Figures are holdings-based. The fund aims for a better sustainability profile compared to the benchmark by promoting certain sustainability characteristics within the meaning of Article 8 of the European Sustainable Finance Disclosure Regulation and integrating sustainability in the investment process. More specifically, the binding elements as per the prospectus and sustainability disclosure (SFDR disclosure) pertain to applying the Robeco Level 2 exclusion list, targeting a Sustainalytics ESG risk rating that is 10% better than the benchmark (the Sustainalytics ESG risk rating offers insight into company-level ESG risk by measuring the size of an organization's unmanaged ESG risk. A lower score refers to a better overall sustainability profile), excluding companies with Severe ESG risk (those with a Sustainalytics ESG Risk Rating of greater than 40) unless an investment in a stock with severe ESG risk has been explicitly approved by the dedicated committee comprising sustainable investment, compliance, and risk management specialists overseeing the bottom-up sustainability assessment, and pursuing a 30% better carbon footprint than the benchmark (as measured by greenhouse gas emissions) as well as 20% better waste and water footprints than the benchmark. Turnover figures are calculated one-way/annum since inception of the portfolio (based on full calendar years only).

Table 6 below shows the current main over- and underweights as a result of our bottom-up stock-selection process.

The portfolio's largest overweight positions were in United Microelectronics at 1.61% and Infosys at 1.44%. Conversely, the most underweighted securities included Taiwan Semiconductor Manufacturing at -8.99% and Samsung Electronics at -2.89%.

Table 6 – Main active over and underweights of the fund

Name	Sector	Country	Active Weight
United Microelectronics	Information Technology	Taiwan	1.61%
Infosys	Information Technology	India	1.44%
HCL Technologies	Information Technology	India	1.43%
Credicorp	Financials	Peru	1.42%
Chunghwa Telecom	Communication Services	Taiwan	1.36%
Fubon Financial	Financials	Taiwan	1.36%
WPG	Information Technology	Taiwan	1.27%
Advanced Info Service Public	Communication Services	Thailand	1.21%
PICC Property Casualty	Financials	China	1.20%
Dr Reddy's Laboratories	Health Care	India	1.14%

Name	Sector	Country	Active Weight
Taiwan Semiconductor Manufacturing	Information Technology	Taiwan	-8.99%
Samsung Electronics	Information Technology	Korea	-2.89%
SK hynix	Information Technology	Korea	-2.65%
Alibaba	Consumer Discretionary	China	-2.47%
HDFC Bank	Financials	India	-0.85%
MediaTek	Information Technology	Taiwan	-0.79%
Reliance Industries	Energy	India	-0.78%
ICICI Bank	Financials	India	-0.65%
PDD	Consumer Discretionary	China	-0.63%
Xiaomi	Information Technology	China	-0.61%

Source: Robeco.

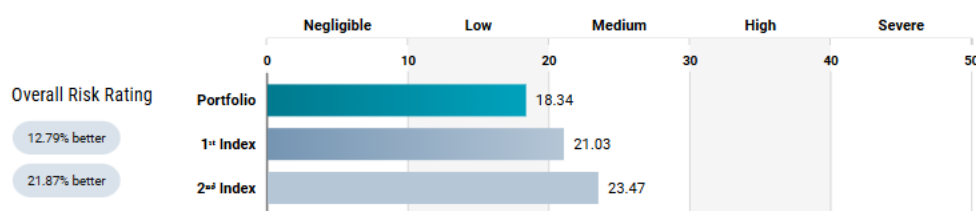
4. Sustainability profile

The strategy aims to achieve a long-term full-cycle performance equal to or greater than the equity market with substantially lower downside risk and simultaneously deliver a better sustainability profile than the benchmark based on specific sustainability characteristics. We integrate sustainability across the investment process, including the binding elements that are discussed below as per the prospectus and sustainability disclosure (SFDR disclosure). The exception to this is within active ownership activities, where voting is a binding element and engagement is a non-binding element.

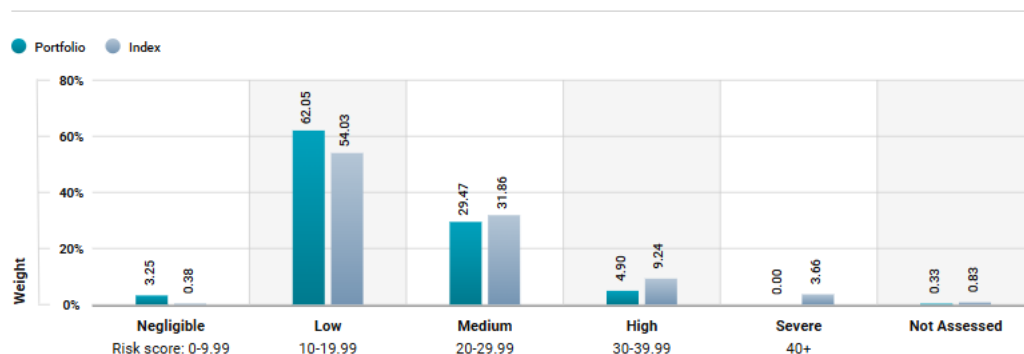
a. Better ESG risk profile

The Sustainalytics ESG risk rating of the portfolio is aimed to be at least 10% better than that of the index. Also, companies with Severe ESG risk (those with a Sustainalytics ESG Risk Rating of greater than 40) are excluded unless an investment in a stock with severe ESG risk has been explicitly approved by the dedicated committee comprising sustainable investment, compliance, and risk management specialists overseeing the bottom-up sustainability assessment. The graph below shows how the portfolio and benchmark score on various levels of ESG risk. The sustainability integration applied in the investment process improves the sustainability profile of the portfolio versus the index.

Figure 3 – Sustainalytics ESG risk rating



Distribution across Sustainalytics ESG Risk levels



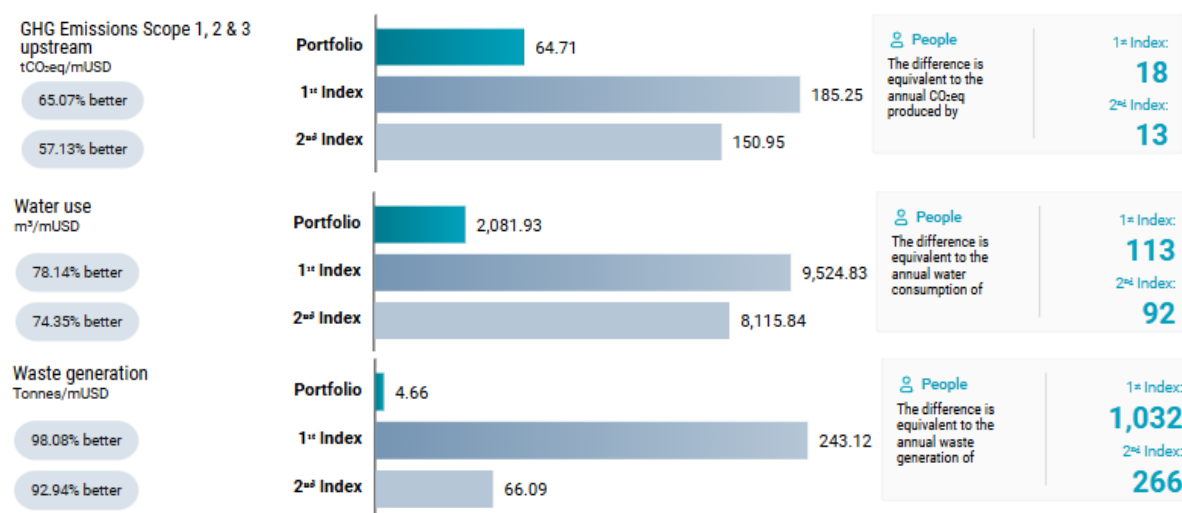
Sustainalytics ESG Risk Level	Portfolio weight	Index weight
Negligible (0-9.99)	3.25%	0.38%
Low (10-19.99)	62.05%	54.03%
Medium (20-29.99)	29.47%	31.86%
High (30-39.99)	4.90%	9.24%
Severe (40+)	0.00%	3.66%
Not Assessed	0.33%	0.83%

Source: Copyright ©2026 Sustainalytics. All rights reserved.

b. Environmental footprint reduction

The greenhouse gas emissions footprint of the portfolio is aimed to be at least 30% better than the index, while the water use, and waste generation footprints are aimed to be at least 20% better than the index. The graph below shows how the portfolio and benchmarks score across these environmental footprints.

Figure 4 – Environmental footprint



Source: Robeco data based on Trucost data. S&P Trucost Limited © Trucost 2026. All rights in the Trucost data and reports vest in Trucost and/or its licensors. Neither Trucost, its affiliates, nor its licensors accept any liability for any errors, omissions, or interruptions in the Trucost data and/or reports. No further distribution of the Data and/or Reports is permitted without Trucost’s express written consent.

c. Active ownership – engagement and voting

In addition to environmental footprint reduction, the fund participates in Robeco’s voting and engagement programs. Last year, Robeco’s Active Ownership team cast 2,404 votes on a proposal level on behalf of the portfolio. Engagement is exercising our shareholder’s rights to improve company behavior for the companies we invest in. The fund currently contains 16 stocks that are being engaged in Robeco’s active ownership efforts, accounting for 12.8% of the portfolio. Most of these stocks are under values-based engagement, focusing on financially material sustainability themes to improve their risk-return profile.

d. Exclusions – avoiding controversial practices

An extensive values-based exclusions list is implemented according to broad ethical norms. Criteria for exclusion are (controversial) weapons, military contracting, firearms, thermal coal, Arctic drilling, oil sands, palm oil, tobacco, breaches with international standards on responsible conduct, including International Labor Organization (ILO) standards, United Nations Guiding Principles (UNGPs), United Nations Global Compact (UNGC) Principles and the Organization for Economic Co-operation and Development (OECD) Guidelines for Multinational Enterprises as well as failure to pass Robeco tests on climate standards, good governance, and money laundering and terrorism financing. 90 stocks in the index are excluded representing 4.4% of the MSCI Emerging Markets Index.

Important information – Capital at risk

Robeco Institutional Asset Management B.V. has a license as manager of Undertakings for Collective Investment in Transferable Securities (UCITS) and Alternative Investment Funds (AIFs) ("Fund(s)") from the Netherlands Authority for the Financial Markets. This is a marketing communication solely intended for professional investors, defined as investors qualifying as professional clients, who have requested to be treated as professional clients or who are authorized to receive such information under any applicable laws. Robeco Institutional Asset Management B.V. and/or its related, affiliated and subsidiary companies ("Robeco"), will not be liable for any damages arising out of the use of this document. Users of this information who provide investment services in the European Union have their own responsibility to assess whether they are allowed to receive the information in accordance with MiFID II regulations. To the extent this information qualifies as a reasonable and appropriate minor non-monetary benefit under MiFID II, users that provide investment services in the European Union are responsible for complying with applicable recordkeeping and disclosure requirements. The content of this document is based upon sources of information believed to be reliable and comes without warranties of any kind. Without further explanation this document cannot be considered complete. Any opinions, estimates or forecasts may be changed at any time without prior warning. If in doubt, please seek independent advice. This document is intended to provide the professional investor with general information about Robeco's specific capabilities but has not been prepared by Robeco as investment research and does not constitute an investment recommendation or advice to buy, hold or sell certain securities or investment products or to adopt any investment strategy or legal, accounting or tax advice. All rights relating to the information in this document are and will remain the property of Robeco. This document may not be copied or shared with the public. No part of this document may be reproduced or published in any form or by any means without Robeco's prior written permission. Investment involves risks. Before investing, please note the initial capital is not guaranteed. Investors should ensure they fully understand the risk associated with any Robeco product or service offered in their country of domicile. Investors should also consider their own investment objective and risk tolerance level. Historical returns are provided for illustrative purposes only. The price of units may go down as well as up and past performance is no guarantee of future results. If the currency in which the past performance is displayed differs from the currency of the country in which you reside, then you should be aware that due to exchange rate fluctuations the performance shown may increase or decrease if converted into your local currency. The performance data do not take account of the commissions and costs incurred when trading securities in client portfolios or for the issue and redemption of units. Unless otherwise stated, performances are i) net of fees based on transaction prices and ii) with dividends reinvested. Please refer to the prospectus of the Funds for further details. Performance is quoted net of investment management fees. The ongoing charges mentioned in this document are the ones stated in the Fund's latest annual report at closing date of the last calendar year. This document is not directed to or intended for distribution to or for use by any person or entity who is a citizen or resident of or located in any locality, state, country or other jurisdiction where such distribution, document, availability or use would be contrary to law or regulation or which would subject any Fund or Robeco Institutional Asset Management B.V. to any registration or licensing requirement within such jurisdiction. Any decision to subscribe for interests in a Fund offered in a particular jurisdiction must be made solely on the basis of information contained in the prospectus, which information may be different from the information contained in this document. Prospective applicants for shares should inform themselves as to legal requirements which may also apply and any applicable exchange control regulations and taxes in the countries of their respective citizenship, residence or domicile. The Fund information, if any, contained in this document is qualified in its entirety by reference to the prospectus, and this document should, at all times, be read in conjunction with the prospectus. Detailed information on the Fund and associated risks is contained in the prospectus. The prospectus and the Key Information Document (PRIIP) for the Robeco Funds can all be obtained free of charge from Robeco's websites.

Parts of the marketing material may involve the use of AI-assisted tools to support the evaluation and review of marketing materials. These tools are designed to help ensure greater consistency and efficiency. All outcomes are reviewed by human evaluators.

Additional information for US investors

This document may be distributed in the US by Robeco Institutional Asset Management US, Inc. ("Robeco US"), an investment adviser registered with the US Securities and Exchange Commission (SEC). Such registration should not be interpreted as an endorsement or approval of Robeco US by the SEC. Robeco Institutional Asset Management B.V. is considered "participating affiliated" and some of their employees are "associated persons" of Robeco US as per relevant SEC no-action guidance. Employees identified as associated persons of Robeco US perform activities directly or indirectly related to the investment advisory services provided by Robeco US. In those situations these individuals are deemed to be acting on behalf of Robeco US. SEC regulations are applicable only to clients, prospects and investors of Robeco US. Robeco US is wholly owned subsidiary of ORIX Corporation Europe N.V. ("ORIX"), a Dutch Investment Management Firm located in Rotterdam, the Netherlands. Robeco US is located at 230 Park Avenue, 33rd floor, New York, NY 10169.

Additional information for US Offshore investors – Reg S

The Robeco Capital Growth Funds have not been registered under the United States Investment Company Act of 1940, as amended, nor the United States Securities Act of 1933, as amended. None of the shares may be offered or sold, directly or indirectly in the United States or to any US Person. A US Person is defined as (a) any individual who is a citizen or resident of the United States for federal income tax purposes; (b) a corporation, partnership or other entity created or organized under the laws of or existing in the United States; (c) an estate or trust the income of which is subject to United States federal income tax regardless of whether such income is effectively connected with a United States trade or business. In the United States, this material may be distributed only to a person who is a "distributor", or who is not a "US person", as defined by Regulation S under the U.S. Securities Act of 1933 (as amended).

Additional information for investors with residence or seat in Australia

This document is distributed in Australia by Robeco Hong Kong Limited (ARBN 156 512 659), which is exempt from the requirement to hold an Australian financial services license under the Corporations Act 2001 (Cth) pursuant to ASIC Class Order 03/1103. Robeco Hong Kong Limited is regulated by the Securities and Futures Commission under the laws of Hong Kong and those laws may differ from Australian laws. This document is distributed only to "wholesale clients" as that term is defined under the Corporations Act 2001 (Cth). This document is not intended for distribution or dissemination, directly or indirectly, to any other class of persons. This document is not intended for public distribution in Australia.

Additional information for investors with residence or seat in New Zealand

In New Zealand, this document is only available to wholesale investors within the meaning of clause 3(2) of Schedule 1 of the Financial Markets Conduct Act 2013 (FMCA). This document is not intended for public distribution in New Zealand.

Additional information for investors with residence or seat in Austria

This information is solely intended for professional investors or eligible counterparties in the meaning of the Austrian Securities Oversight Act.

Additional information for investors with residence or seat in Brazil

The Fund may not be offered or sold to the public in Brazil. Accordingly, the Fund has not been nor will be registered with the Brazilian Securities Commission (CVM), nor has it been submitted to the foregoing agency for approval. Documents relating to the Fund, as well as the information contained therein, may not be supplied to the public in Brazil, as the offering of the Fund is not a public offering of securities in Brazil, nor may they be used in connection with any offer for subscription or sale of securities to the public in Brazil.

Additional information for investors with residence or seat in Brunei

The Prospectus relates to a private collective investment scheme which is not subject to any form of domestic regulations by the Autoriti Monetari Brunei Darussalam ("Authority"). The Prospectus is intended for distribution only to specific classes of investors as specified in section 20 of the Securities Market Order, 2013, and must not, therefore, be delivered to, or relied on by, a retail client. The Authority is not responsible for reviewing or verifying any prospectus or other documents in connection with this collective investment scheme. The Authority has not approved the Prospectus or any other associated documents nor taken any steps to verify the information set out in the Prospectus and has no responsibility for it. The units to which the Prospectus relates may be illiquid or subject to restrictions on their resale. Prospective purchasers of the units offered should conduct their own due diligence on the units.

Additional information for investors with residence or seat in Canada

No securities commission or similar authority in Canada has reviewed or in any way passed upon this document or the merits of the securities described herein, and any representation to the contrary is an offence. Robeco Institutional Asset Management B.V. relies on the international dealer and international adviser exemption in Quebec and has appointed McCarthy Tétrault LLP as its agent for service in Quebec.

Additional information for investors with residence or seat in the Republic of Chile

Neither Robeco nor the Funds have been registered with the *Comisión para el Mercado Financiero* pursuant to Law no. 18.045, the *Ley de Mercado de Valores* and regulations thereunder. This document does not constitute an offer of or an invitation to subscribe for or purchase shares of the Funds in the Republic of Chile, other than to the specific person who individually requested this information on their own initiative. This may therefore be treated as a "private offering" within the meaning of Article 4 of the *Ley de Mercado de Valores* (an offer that is not addressed to the public at large or to a certain sector or specific group of the public).

Additional information for investors with residence or seat in Colombia

This document does not constitute a public offer in the Republic of Colombia. The offer of the fund is addressed to less than one hundred specifically identified investors. The fund may not be promoted or marketed in Colombia or to Colombian residents, unless such promotion and marketing is made in compliance with Decree 2555 of 2010 and other applicable rules and regulations related to the promotion of foreign funds in Colombia. The distribution of this Prospectus and the offering of Shares may be restricted in certain jurisdictions. The information contained in this Prospectus is for general guidance only, and it is the responsibility of any person or persons in possession of this Prospectus and wishing to make application for Shares to inform themselves of, and to observe, all applicable laws and regulations of any relevant jurisdiction. Prospective applicants for Shares should inform themselves of any applicable legal requirements, exchange control regulations and applicable taxes in the countries of their respective citizenship, residence or domicile.

Additional information for investors with residence or seat in the Dubai International Financial Centre (DIFC), United Arab Emirates

This material is distributed by Robeco Institutional Asset Management B.V. (DIFC Branch) located at Office 209, Level 2, Gate Village Building 7, Dubai International Financial Centre, Dubai, PO Box 482060, UAE. Robeco Institutional Asset Management B.V. (DIFC Branch) is regulated by the Dubai Financial Services Authority ("DFSA") and only deals with Professional Clients or Market Counterparties and does not deal with Retail Clients as defined by the DFSA.

Additional information for investors with residence or seat in France

Robeco Institutional Asset Management B.V. is at liberty to provide services in France. Robeco France is a subsidiary of Robeco whose business is based on the promotion and distribution of the group's funds to professional investors in France.

Additional information for investors with residence or seat in Germany

This information is solely intended for professional investors or eligible counterparties in the meaning of the German Securities Trading Act.

Additional information for investors with residence or seat in Hong Kong

This document is solely intended for professional investors, which has the meaning ascribed to it in the Securities and Futures Ordinance (Cap 571) and its subsidiary legislation of Hong Kong. This document is issued by Robeco Hong Kong Limited ("Robeco"), which is regulated by the Hong Kong Securities and Futures Commission ("SFC"). The contents of this document have not been reviewed by the SFC. If there is any doubt about any of the contents of this document, independent professional advice should be obtained.

Additional information for investors with residence or seat in Indonesia

The Prospectus does not constitute an offer to sell nor a solicitation to buy securities in Indonesia.

Additional information for investors with residence or seat in Italy

This document is considered for use solely by qualified investors and private professional clients (as defined in Article 26 (1) (b) and (d) of Consob Regulation No. 16190 dated 29 October 2007). If made available to Distributors and individuals authorized by Distributors to conduct promotion and marketing activity, it may only be used for the purpose for which it was conceived. The data and information contained in this document may not be used for communications with Supervisory Authorities. This document does not include any information to determine, in concrete terms, the investment inclination and, therefore, this document cannot and should not be the basis for making any investment decisions.

Additional information for investors with residence or seat in Japan

This document is considered for use solely by qualified investors and is distributed by Robeco Japan Company Limited, registered in Japan as a Financial Instruments Business Operator, [registered No. the Director of Kanto Local Financial Bureau (Financial Instruments Business Operator), No.2780, Member of Japan Investment Advisors Association].

Additional information for investors with residence or seat in South Korea

No representation is made with respect to the eligibility of any recipients of the document to acquire the Funds therein under the laws of South Korea, including but not limited to the Foreign Exchange Transaction Act and Regulations thereunder. The Funds have not been registered under the Financial Investment Services and Capital Markets Act of Korea, and none of the Funds may be offered, sold or delivered, or offered or sold to any person for re-offering or resale, directly or indirectly, in South Korea or to any resident of South Korea except pursuant to applicable laws and regulations of South Korea.

Additional information for investors with residence or seat in Liechtenstein

This document is exclusively distributed to Liechtenstein-based, duly licensed financial intermediaries (such as banks, discretionary portfolio managers, insurance companies, fund of funds) which do not intend to invest on their own account into Fund(s) displayed in the document. This material is distributed by Robeco Switzerland Ltd, postal address: Josefstrasse 218, 8005 Zurich, Switzerland. LGT Bank Ltd., Herrengasse 12, FL-9490 Vaduz, Liechtenstein acts as the representative and paying agent in Liechtenstein. The prospectus, the Key Information Documents (PRIIP), the articles of association, the annual and semi-annual reports of the Fund(s) may be obtained from the representative or via the website.

Additional information for investors with residence or seat in Malaysia

Generally, no offer or sale of the Shares is permitted in Malaysia unless where a Recognition Exemption or the Prospectus Exemption applies: NO ACTION HAS BEEN, OR WILL BE, TAKEN TO COMPLY WITH MALAYSIAN LAWS FOR MAKING AVAILABLE, OFFERING FOR SUBSCRIPTION OR PURCHASE, OR ISSUING ANY INVITATION TO SUBSCRIBE FOR OR PURCHASE OR SALE OF THE SHARES IN MALAYSIA OR TO PERSONS IN MALAYSIA AS THE SHARES ARE NOT INTENDED BY THE ISSUER TO BE MADE AVAILABLE, OR MADE THE SUBJECT OF ANY OFFER OR INVITATION TO SUBSCRIBE OR PURCHASE, IN MALAYSIA. NEITHER THIS DOCUMENT NOR ANY DOCUMENT OR OTHER MATERIAL IN CONNECTION WITH THE SHARES SHOULD BE DISTRIBUTED, CAUSED TO BE DISTRIBUTED OR CIRCULATED IN MALAYSIA. NO PERSON SHOULD MAKE AVAILABLE OR MAKE ANY INVITATION OR OFFER OR INVITATION TO SELL OR PURCHASE THE SHARES IN MALAYSIA UNLESS SUCH PERSON TAKES THE NECESSARY ACTION TO COMPLY WITH MALAYSIAN LAWS.

Additional information for investors with residence or seat in Mexico

The funds have not been and will not be registered with the National Registry of Securities or maintained by the Mexican National Banking and Securities Commission and, as a result, may not be offered or sold publicly in Mexico. Robeco and any underwriter or purchaser may offer and sell the funds in Mexico on a private placement basis to Institutional and Accredited Investors, pursuant to Article 8 of the Mexican Securities Market Law.

Additional information for investors with residence or seat in Peru

The Superintendencia del Mercado de Valores (SMV) does not exercise any supervision over this Fund and therefore the management of it. The information the Fund provides to its investors and the other services it provides to them are the sole responsibility of the Administrator. This Prospectus is not for public distribution.

Additional information for investors with residence or seat in Singapore

This document has not been registered with the Monetary Authority of Singapore ("MAS"). Accordingly, this document may not be circulated or distributed directly or indirectly to persons in Singapore other than (i) to an institutional investor under Section 304 of the SFA, (ii) to a relevant person pursuant to Section 305(1), or any person pursuant to Section 305(2), and in accordance with the conditions specified in Section 305, of the SFA, or (iii) otherwise pursuant to, and in accordance with the conditions of, any other applicable provision of the SFA. The contents of this document have not been reviewed by the MAS. Any decision to participate in the Fund should be made only after reviewing the sections regarding investment considerations, conflicts of interest, risk factors and the relevant Singapore selling restrictions (as described in the section entitled "Important information for Singapore Investors") contained in the prospectus. Investors should consult their professional adviser if you are in doubt about the stringent restrictions applicable to the use of this document, regulatory status of the Fund, applicable regulatory protection, associated risks and suitability of the Fund to your objectives. Investors should note that only the Sub-Funds listed in the appendix to the section entitled "Important information for Singapore Investors" of the prospectus ("Sub-Funds") are available to Singapore investors. The Sub-Funds are notified as restricted foreign schemes under the Securities and Futures Act, Chapter 289 of Singapore ("SFA") and invoke the exemptions from compliance with prospectus registration requirements pursuant to the exemptions under Section 304 and Section 305 of the SFA. The Sub-Funds are not authorized or recognized by the MAS and shares in the Sub-Funds are not allowed to be offered to the retail public in Singapore. The prospectus of the Fund is not a prospectus as defined in the SFA. Accordingly, statutory liability under the SFA in relation to the content of prospectuses does not apply. The Sub-Funds may only be promoted exclusively to persons who are sufficiently experienced and sophisticated to understand the risks involved in investing in such schemes, and who satisfy certain other criteria provided under Section 304, Section 305 or any other applicable provision of the SFA and the subsidiary legislation enacted thereunder. You should consider carefully whether the investment is suitable for you. Robeco Singapore Private Limited holds a capital markets services license for fund management issued by the MAS and is subject to certain clientele restrictions under such license.

Additional information for investors with residence or seat in Spain

Robeco Institutional Asset Management B.V., Sucursal en España with identification number W0032687F and having its registered office in Madrid at Calle Serrano 47-14º, is registered with the Spanish Commercial Registry in Madrid, in volume 19.957, page 190, section 8, sheet M-351927 and with the National Securities Market Commission (CNMV) in the Official Register of branches of European investment services companies, under number 24. The investment funds or SICAV mentioned in this document are regulated by the corresponding authorities of their country of origin and are registered in the Special Registry of the CNMV of Foreign Collective Investment Institutions marketed in Spain.

Additional information for investors with residence or seat in South Africa

The information contained in this marketing material was provided by Robeco Institutional Asset Management B.V ("Robeco"), a company registered in The Netherlands with registration number 24123167. Robeco is licenced as an Authorised Financial Services Provider by the Financial Sector Conduct Authority (FSCA) in South Africa with licence number 47602. The content of this marketing material is for information purposes only and are not to be interpreted as advice in terms of the FAIS Act.

Additional information for investors with residence or seat in Switzerland

The Fund(s) are domiciled in Luxembourg. This document is exclusively distributed in Switzerland to qualified investors as defined in the Swiss Collective Investment Schemes Act (CISA). This material is distributed by Robeco Switzerland Ltd, postal address: Josefstrasse 218, 8005 Zurich. ACOLIN Fund Services AG, postal address: Leutschenbachstrasse 50, 8050 Zürich, acts as the Swiss representative of the Fund(s). UBS Switzerland AG, Bahnhofstrasse 45, 8001 Zurich, postal address: Europastrasse 2, P.O. Box, CH-8152 Opfikon, acts as the Swiss paying agent. The prospectus, the Key Information Documents (PRIIP), the articles of association, the annual and semi-annual reports of the Fund(s), as well as the list of the purchases and sales which the Fund(s) has undertaken during the financial year, may be obtained, on simple request and free of charge, at the office of the Swiss representative ACOLIN Fund Services AG. The prospectuses are also available via the website.

Additional information for investors with residence or seat in Taiwan

The Funds may be made available outside Taiwan for purchase outside Taiwan by Taiwan resident investors, but may not be offered or sold in Taiwan. The contents of this document have not been reviewed by any regulatory authority in Taiwan. If you are in any doubt about any of the contents of this document, you should obtain independent professional advice.

Additional information for investors with residence or seat in Thailand

The Prospectus has not been approved by the Securities and Exchange Commission which takes no responsibility for its contents. No offer to the public to purchase the Shares will be made in Thailand and the Prospectus is intended to be read by the addressee only and must not be passed to, issued to, or shown to the public generally.

Additional information for investors with residence or seat in the United Arab Emirates

Some Funds referred to in this marketing material have been registered with the UAE Securities and Commodities Authority ("the Authority"). Details of all Registered Funds can be found on the Authority's website. The Authority assumes no liability for the accuracy of the information set out in this material/document, nor for the failure of any persons engaged in the investment Fund in performing their duties and responsibilities.

Additional information for investors with residence or seat in the United Kingdom

This is a marketing communication. This information is provided by Robeco Institutional Asset Management UK Limited, 30 Fenchurch Street, Part Level 8, London EC3M 3BD registered in England no. 15362605. Robeco Institutional Asset Management UK Limited is authorised and regulated by the Financial Conduct Authority (FCA – Reference No: 1007814). It is provided for informational purposes only and does not constitute investment advice or an invitation to purchase any security or other investment. Subscriptions will only be received and shares issued on the basis of the current Prospectus, relevant Key Investor Information Document (KIID) and other supplementary information for the Fund. These can be obtained free of charge from Northern Trust Global Serviced Limited, 50 Bank Street, Canary Wharf, London E14 5NT or from our website www.robeco.com. This information is directed at Professional Clients only and is not intended for public use.

Additional information for investors with residence or seat in Uruguay

The sale of the Fund qualifies as a private placement pursuant to section 2 of Uruguayan law 18,627. The Fund must not be offered or sold to the public in Uruguay, except under circumstances which do not constitute a public offering or distribution under Uruguayan laws and regulations. The Fund is not and will not be registered with the Financial Services Superintendency of the Central Bank of Uruguay. The Fund corresponds to investment funds that are not investment funds regulated by Uruguayan law 16,774 dated 27 September 1996, as amended.

© Q1/2026 Robeco