















PRI Assessment Report 2021

Top scores in most modules and above median scores in all scored modules

Module	Robeco score		Median score	
Investment & Stewardship	100%			
Direct – Listed Equity	Robeco score		Median score	
Listed equity – Active Fundamental – Incorporation	97%	★★★★★		
Listed equity – Active Fundamental – Voting	74% ¹	★★★★☆		
Listed equity – Active Quantitative – Incorporation	96%	★★★★★		
Listed equity – Active Quantitative – Voting	74% ¹	★★★★☆		
Direct – Fixed income	Robeco score		Median score	
Fixed income – Corporate	100%	★★★★★		
Fixed income – SSA	100%	★★★★★		
Modules on Senior Leadership Statement, Organisational Overview, and Sustainability Outcomes are also part of the assessment but not scored.				

1. Gap primarily related to not publishing rationales for voting against management publicly. This was implemented by Robeco shortly after submitting the PRI assessment input. More information on our [website](#).

Source: PRI Assessment report 2021, showing the applicable Robeco scores. Robeco's 2021 Assessment Report can be accessed by searching for Robeco in the [PRI Portal](#). Note that due to methodology changes by the PRI, scores are not comparable with previous years. More information on methodology update is available [here](#).