

## Robeco BP US Large Cap Equities D EUR

Robeco BP US Large Cap Equities is an actively managed fund that invests in large-cap stocks in the United States. The selection of these stocks is based on fundamental analysis. The fund's objective is to achieve a better return than the index. The fund is primarily composed of stocks with a market capitalization of more than USD 2 billion. Its bottom-up stock selection process seeks to find undervalued stocks and is guided by a disciplined value approach, intensive internal research and risk aversion.



Mark Donovan CFA, David Pyle CFA, David Cohen CFA,  
Joshua White CFA  
Fund manager since 04-01-2010

### Performance

	Fund	Index
1 m	-1.42%	-0.11%
3 m	-6.43%	-4.11%
Ytd	-3.82%	-0.88%
1 Year	-4.90%	-3.28%
2 Years	4.99%	5.74%
3 Years	14.68%	14.08%
5 Years	7.67%	9.71%
10 Years	9.92%	11.08%
Since 01-2010	11.03%	12.45%

Annualized (for periods longer than one year)

Note: due to a difference in measurement period between the fund and the index, performance differences may arise. For further info, see last page.

### Rolling 12 month returns

	Fund
05-2022 - 04-2023	-4.90%
05-2021 - 04-2022	15.90%
05-2020 - 04-2021	36.84%
05-2019 - 04-2020	-12.97%
05-2018 - 04-2019	10.24%

Initial charges or eventual custody charges which intermediaries might apply are not included.

### Index

Russell 1000 Value Index (Gross Total Return, EUR)

### General facts

Morningstar	★★★
Type of fund	Equities
Currency	EUR
Total size of fund	EUR 1,450,485,845
Size of share class	EUR 57,263,286
Outstanding shares	141,231
1st quotation date	04-01-2010
Close financial year	31-12
Ongoing charges	1.46%
Daily tradable	Yes
Dividend paid	No
Ex-ante tracking error limit	-
Management company	Robeco Institutional Asset Management B.V.
Management company	Robeco Institutional Asset Management B.V.

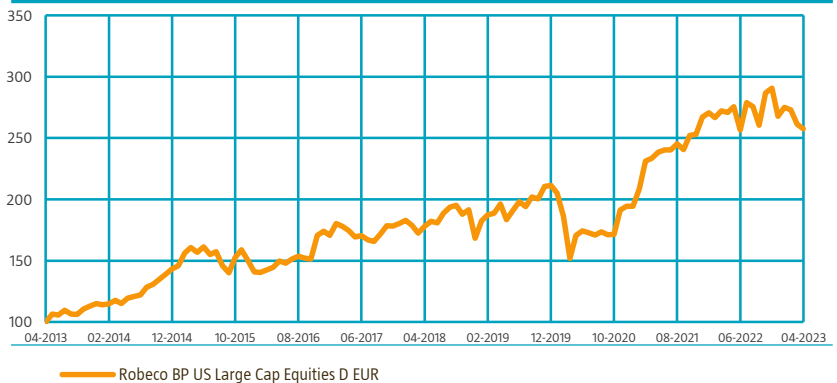
### Sustainability profile

- Exclusions
- ESG Integration
- Voting & Engagement
- ESG Target
- Footprint target
- Better than index

For more information on exclusions see <https://www.robeco.com/exclusions/>

### Performance

Indexed value (until 30-04-2023) - Source: Robeco



### Performance

Based on transaction prices, the fund's return was -1.42%.

Robeco BP US Large Cap Equities trailed the Russell 1000 Value Index in April, with stock selection having the largest impact. Stock selection lagged in communication services, healthcare and industrials. In communication services, our position in entertainment company Activision Blizzard detracted from relative returns, as did not owning Meta Platforms. In healthcare, pharmaceutical company Bristol-Myers Squibb and clinical research organization ICON both underperformed. Within industrials, agricultural machinery firms Deere and United Rentals detracted from the relative performance. Sector allocation detracted due to the fund's overweight to technology and industrials and underweight to communication services. Our overweight to energy and healthcare aided the relative performance during the month. Stock selection was positive in financials and consumer discretionary. In financials, banks such as JPMorgan Chase and Wells Fargo contributed positively to relative returns. In consumer discretionary, specialty retailer AutoZone continues to outperform.

### Market development

Equity markets in the United States as measured by the S&P 500 Index climbed 1.56% higher in the first month of the second quarter. Looking at the Russell equity indices, value outperformed core and growth in the large-cap and mid-cap space, while trailing in the small-cap part of the market.

### Expectation of fund manager

Worries continue around the US regional banks, with First Republic being the latest casualty. Whether this was the last bank to fail, remains unclear. While definite progress has been made in reducing headline inflation, core inflation readings remain elevated and 'sticky', as the Fed's favored measure, the Core PCE, stands at 4.6% and well above the Fed target of 2%, and not much lower than the February 2022 peak level of 5.4%. By the end of April, 261 of the S&P 500 companies had reported Q1 earnings results. Earnings reported were a negative -2.3% on a year-over-year basis, that was +6.6% better than estimates for those companies reporting. Adding those results to the expectations for the remaining companies left to report, puts the S&P 500 on pace for a -3.77% drop in Q1 earnings on a year-over-year basis, much better than the -6.59% forecast entering the Q1 reporting period. The fund remains well positioned with holdings that reflect Boston Partners' three-circle characteristics – attractive valuations, solid business fundamentals, and identifiable catalysts.

### Top 10 largest positions

No changes to the top ten in April, with JPMorgan Chase retaining the top spot.

### Fund price

30-04-23	EUR	403.27
High Ytd (15-02-23)	EUR	438.94
Low Ytd (23-03-23)	EUR	393.40

### Fees

Management fee	1.25%
Performance fee	None
Service fee	0.16%
Expected transaction costs	0.60%

### Legal status

Investment company with variable capital incorporated under Luxembourg law (SICAV)  
 Issue structure Open-end  
 UCITS V Yes  
 Share class D EUR  
 This fund is a subfund of Robeco Capital Growth Funds, SICAV

### Registered in

Austria, Belgium, Chile, Finland, France, Germany, Hong Kong, Ireland, Italy, Luxembourg, Netherlands, Norway, Singapore, Spain, Sweden, Switzerland, United Kingdom

### Currency policy

Investments are made in securities denominated in US dollars. The share class is denominated in euros.

### Risk management

Risk management is fully integrated in the investment process to ensure that positions always meet predefined guidelines.

### Dividend policy

No dividend is distributed. All returns are reinvested and translated into price gains.

### Fund codes

ISIN	LU0474363974
Bloomberg	ROUSLCD LX
Sedol	B825FF8
WKN	A0YJEZ
Valoren	10832998

### Top 10 largest positions

Holdings	Sector	%
JPMorgan Chase & Co	Financials	3.97
Berkshire Hathaway Inc	Financials	3.90
Alphabet Inc (Class A)	Communication Services	3.87
Johnson & Johnson	Health Care	3.16
Bristol-Myers Squibb Co	Health Care	3.16
BP PLC ADR	Energy	3.06
Cisco Systems Inc	Information Technology	2.51
AutoZone Inc	Consumer Discretionary	2.51
Sanofi ADR	Health Care	2.44
Marathon Petroleum Corp	Energy	2.39
<b>Total</b>		<b>30.98</b>

### Top 10/20/30 weights

TOP 10	30.98%
TOP 20	49.24%
TOP 30	62.47%

### Statistics

	3 Years	5 Years
Tracking error ex-post (%)	3.24	3.15
Information ratio	0.70	-0.12
Sharpe ratio	1.06	0.51
Alpha (%)	1.71	-0.66
Beta	1.03	1.04
Standard deviation	15.43	18.47
Max. monthly gain (%)	11.74	12.50
Max. monthly loss (%)	-7.78	-18.36

Above mentioned ratios are based on gross of fees returns

### Hit ratio

	3 Years	5 Years
Months outperformance	20	31
Hit ratio (%)	55.6	51.7
Months Bull market	19	35
Months outperformance Bull	9	18
Hit ratio Bull (%)	47.4	51.4
Months Bear market	17	25
Months Outperformance Bear	11	13
Hit ratio Bear (%)	64.7	52.0

Above mentioned ratios are based on gross of fees returns.

### Changes

The fund name Robeco US Large Cap Equities was changed to Robeco BP US Large Cap Equities, as of 31 August 2016.

### Sustainability

The fund incorporates sustainability in the investment process via exclusions, ESG integration, a carbon target, engagement and voting. Through exclusions the fund avoids investments in issuers that are in breach of international norms or where activities have been deemed detrimental to society following Robeco's exclusion policy. Financially material ESG factors are integrated in the bottom-up investment analysis to assess the sustainability risk profile of companies. In the stock selection the fund limits exposure to elevated sustainability risks. The fund also targets a lower carbon footprint compared to the reference index. In addition, where a stock issuer is flagged for breaching international standards in the ongoing monitoring, the issuer will become subject to engagement. Lastly, the fund makes use of shareholder rights and applies proxy voting in accordance with Robeco's proxy voting policy.

### Asset Allocation

Asset allocation		
Equity		96.7%
Cash		3.3%

























### Sector allocation

Activity in the month was modest, liquidating two names and adding one. Liquidations came across two sectors – financials and energy, one in each, while the new addition came in information technology.

Sector allocation		Deviation index	
Health Care	<div><div></div></div> 20.8%	<div><div></div></div> 4.3%	
Financials	<div><div></div></div> 19.7%	<div><div></div></div> -0.6%	
Energy	<div><div></div></div> 11.4%	<div><div></div></div> 3.3%	
Industrials	<div><div></div></div> 11.2%	<div><div></div></div> 0.5%	
Information Technology	<div><div></div></div> 10.2%	<div><div></div></div> 2.8%	
Consumer Staples	<div><div></div></div> 7.1%	<div><div></div></div> -0.7%	
Communication Services	<div><div></div></div> 7.1%	<div><div></div></div> -1.7%	
Consumer Discretionary	<div><div></div></div> 6.1%	<div><div></div></div> 0.2%	
Materials	<div><div></div></div> 4.3%	<div><div></div></div> -0.1%	
Utilities	<div><div></div></div> 2.2%	<div><div></div></div> -3.4%	
Real Estate	<div><div></div></div> 0.0%	<div><div></div></div> -4.5%	

### Country allocation

The fund invests only in stocks that are quoted on a US stock exchange.

Country allocation		Deviation index	
United States	 91.5%	 -8.4%	
United Kingdom	 3.1%	 3.1%	
France	 2.4%	 2.4%	
Netherlands	 1.2%	 1.1%	
Japan	 0.9%	 0.9%	
Ireland	 0.9%	 0.9%	
Panama	 0.0%	 0.0%	
Israel	 0.0%	 0.0%	
Canada	 0.0%	 0.0%	
Peru	 0.0%	 0.0%	
Cash and other instruments	 0.0%	 0.0%	
Luxembourg	 0.0%	 0.0%	

### Currency allocation

N/A

Currency allocation		Deviation index	
U.S. Dollar	93.0%	-7.0%	
Euro	3.2%	3.2%	
Pound Sterling	3.0%	3.0%	
Japanese Yen	0.9%	0.9%	

## Investment policy

Robeco BP US Large Cap Equities is an actively managed fund that invests in large-cap stocks in the United States. The selection of these stocks is based on fundamental analysis. The fund's objective is to achieve a better return than the index. The fund promotes E&S (i.e. Environmental and Social) characteristics within the meaning of Article 8 of the European Sustainable Finance Disclosure Regulation, integrates sustainability risks in the investment process and applies Robeco's Good Governance policy. The fund applies sustainability indicators, including but not limited to, normative, activity-based and region based exclusions, proxy voting and engagement. The fund is primarily composed of stocks with a market capitalization of more than USD 2 billion. Its bottom-up stock selection process seeks to find undervalued stocks and is guided by a disciplined value approach, intensive internal research and risk aversion. The majority of stocks selected will be components of the benchmark, but stocks outside the benchmark may be selected too. While the investment policy is not constrained by a benchmark, the fund may use one for comparison purposes. The fund can deviate substantially from the issuer, country and sector weightings of the benchmark. There are no restrictions on the deviation from the benchmark. The Benchmark is a broad market-weighted index that is not consistent with the ESG characteristics promoted by the fund.

## Fund manager's CV

Mr. Donovan is Co-Chief Executive Officer of Boston Partners and lead portfolio manager for BP Large Cap Value portfolios. He is responsible for strategic and tactical operating decisions affecting the firm. He was one of the founding partners of Boston Partners Asset Management in 1995. He joined the firm from The Boston Company where he was Senior Vice President and equity portfolio manager. He also spent five years as a consulting associate with Kaplan, Smith & Associates, and two years as a securities analyst for Value Line Inc. Mr. Donovan holds a B.S. degree in management from Rensselaer Polytechnic Institute. He holds the Chartered Financial Analyst® designation. He has thirty-four years of investment experience. Mr. Pyle is a portfolio manager for Boston Partners Large Cap Value portfolios. Prior to assuming this role, he was a research analyst covering the utility, insurance, leisure & lodging, packaging, publishing, and computer equipment & services sectors. Mr. Pyle joined the firm from State Street Research where he was a research analyst and associate portfolio manager in their equity value group. Prior to that, he spent five years with Price Waterhouse. Mr. Pyle holds a B.S. degree in business administration from California State University, Chico, and an M.B.A. degree from the Kenan-Flagler School of Business at the University of North Carolina. Mr. Pyle holds the Chartered Financial Analyst® designation. He has twenty years of investment experience. Mr. Cohen is a portfolio manager for the Boston Partners Large Cap Value strategy. Previous experience includes managing a portion of the Boston Partners Long/Short Research strategy and as an equity analyst specializing in the energy sector as well as the engineering & construction, and metals & mining industries. He has deep experience analyzing and understanding capital intensive commodity oriented businesses. He joined the firm from Loomis Sayles where he had over 8 years of experience as a portfolio manager for their Research Fund, as well as running a global energy hedge fund. As an equity analyst he covered the energy, materials, and industrials sectors. Prior to joining Loomis Sayles, Mr. Cohen was in consultant relations at MFS Investment Management. He received a B.A. degree from the University of Michigan and his M.S. in Finance from Brandeis University. He holds the Chartered Financial Analyst® designation. He has fourteen years of experience. Mr. White is a portfolio manager on Boston Partners Global and International strategies. Prior to this role, he was a global generalist providing fundamental research on global equities. Prior to this, Mr. White, managed a portion of the Boston Partners Long/Short Research strategy while covering multiple economic sectors including basic industries, consumer durables, and capital goods. Mr. White holds a B.A. degree in mathematics from Middlebury College. He holds the Chartered Financial Analyst® designation and has twelve years of industry experience.

## Fiscal product treatment

The fund is established in Luxembourg and is subject to the Luxembourg tax laws and regulations. The fund is not liable to pay any corporation, income, dividend or capital gains tax in Luxembourg. The fund is subject to an annual subscription tax ('tax d'abonnement') in Luxembourg, which amounts to 0.05% of the net asset value of the fund. This tax is included in the net asset value of the fund. The fund can in principle use the Luxembourg treaty network to partially recover any withholding tax on its income.

## MSCI disclaimer

Source MSCI. MSCI makes no express or implied warranties or representations and shall have no liability whatsoever with respect to any MSCI data contained herein. The MSCI data may not be further redistributed or used as a basis for other indices or any securities or financial products. This report is not approved, endorsed, reviewed or produced by MSCI. None of the MSCI data is intended to constitute investment advice or a recommendation to make (or refrain from making) any kind of investment decision and may not be relied on as such.

## Morningstar

Copyright © Morningstar Benelux. All Rights Reserved. The information contained herein: (1) is proprietary to Morningstar and/or its content providers; (2) may not be copied or distributed; and (3) is not warranted to be accurate, complete or timely. Neither Morningstar nor its content providers are responsible for any damages or losses arising from any use of this information. Past performance is no guarantee of future results. For more information on Morningstar, please refer to [www.morningstar.com](http://www.morningstar.com)

## Sustainalytics disclaimer

The information, methodologies, data and opinions contained or reflected herein are proprietary of Sustainalytics and/or third parties, intended for internal, non-commercial use, and may not be copied, distributed or used in any way, including via citation, unless otherwise explicitly agreed in writing. They are provided for informational purposes only and (1) do not constitute investment advice; (2) cannot be interpreted as an offer or indication to buy or sell securities, to select a project or make any kind of business transactions; (3) do not represent an assessment of the issuer's economic performance, financial obligations nor of its creditworthiness; (4) are not a substitute for a professional advice; (5) past performance is no guarantee of future results. These are based on information made available by third parties, subject to continuous change and therefore are not warranted as to their merchantability, completeness, accuracy or fitness for a particular purpose. The information and data are provided "as is" and reflect Sustainalytics' opinion at the date of their elaboration and publication. Sustainalytics nor any of its third-party suppliers accept any liability for damage arising from the use of the information, data or opinions contained herein, in any manner whatsoever, except where explicitly required by law. Any reference to third party names is for appropriate acknowledgement of their ownership and does not constitute a sponsorship or endorsement by such owner. Insofar as applicable, researched companies referred herein may have a relationship with different Sustainalytics' business units. Sustainalytics has put in place adequate measures to safeguard the objectivity and independence of its opinions. For more information, contact [compliance@sustainalytics.com](mailto:compliance@sustainalytics.com).

## Disclaimer

This document has been issued by Robeco Institutional Asset Management B.V. (Robeco). The information contained in this publication is based upon sources of information believed to be reliable. Robeco is not answerable for the accuracy or completeness of the facts, opinions, expectations and results referred to therein. Whilst every care has been taken in the preparation of this publication, we do not accept any responsibility for damage of any kind resulting from incorrect or incomplete information. This publication is subject to change without notice.

## Important information

Risk factors you should consider before investing: Markets: The value of investments and the income from them can go down as well as up and you may get back less than the amount invested. Exchange Rates: Investing globally can bring additional returns and diversify risk. However, currency exchange rate fluctuations may have a positive or negative impact on the value of your investment. Country : Less developed countries may face more political, economic or structural challenges than developed countries. This may mean your money is at greater risk. The risks outlined might be particularly relevant to this fund and should always be read in conjunction with all warnings and comments given in the prospectus and KIID for the fund. Other important information: The fund constitutes a recognised scheme under section 264 of the Financial Services and Markets Act. Nothing herein constitutes investment, legal, tax or other advice and is not to be relied upon in making an investment or other decision. No recommendation is made, positive or otherwise, regarding individual securities mentioned. You should seek professional advice before making any investment decisions. This is not an invitation to subscribe for shares in the Fund and is by way of information only. Subscriptions will only be received and shares issued on the basis of the current Prospectus, relevant Key Investor Information Document (KIID) and other supplementary information for the Fund. These can be obtained free of charge from Northern Trust Global Serviced Limited, 50 Bank Street, Canary Wharf, London E14 5NT or from our website [www.robeco.com](http://www.robeco.com). The ongoing charges mentioned in this publication express the operational costs including management fee, service fee, tax d'abonnement, depositary fee and bank charges and is the one stated in the fund's latest annual report at closing date. Robeco Institutional Asset Management B.V., Rotterdam (Trade Register no. 24123167) is registered with the Netherlands Authority for the Financial Markets in Amsterdam and subject to limited regulation in the UK by the Financial Conduct Authority. Details about the extent of our regulation by the Financial Conduct Authority are available from us on request. Unless otherwise stated, performances are i) net of fees based on transaction prices and ii) with dividends reinvested.