

## Robeco BP US Large Cap Equities G GBP

Robeco BP US Large Cap Equities is an actively managed fund that invests in large-cap stocks in the United States. The selection of these stocks is based on fundamental analysis. The fund's objective is to achieve a better return than the index. The fund is primarily composed of stocks with a market capitalization of more than USD 2 billion. Its bottom-up stock selection process seeks to find undervalued stocks and is guided by a disciplined value approach, intensive internal research and risk aversion.



**Mark Donovan CFA, David Pyle CFA, David Cohen CFA, Joshua White CFA**  
Fund manager since 04-01-2010

### Performance

	Fund	Index
1 m	-1.41%	-0.14%
3 m	-6.69%	-4.52%
Ytd	-4.59%	-1.88%
1 Year	0.01%	1.10%
Since 03-2022	-1.30%	0.61%

Annualized (for periods longer than one year)

Note: due to a difference in measurement period between the fund and the index, performance differences may arise. For further info, see last page.

### Reference index

Russell 1000 Value Index (Gross Total Return, GBP)

### General facts

Type of fund	Equities
Currency	GBP
Total size of fund	GBP 1,272,078,577
Size of share class	GBP 1,050,512
Outstanding shares	10,670
1st quotation date	22-03-2022
Close financial year	31-12
Ongoing charges	0.84%
Daily tradable	Yes
Dividend paid	Yes
ex-ante RatioVaR limit	150.00%
Management company	Robeco Institutional Asset Management B.V.
Management company	Robeco Institutional Asset Management B.V.

### Sustainability profile

- Exclusions
- ESG Integration
- Voting & Engagement
- ESG Target

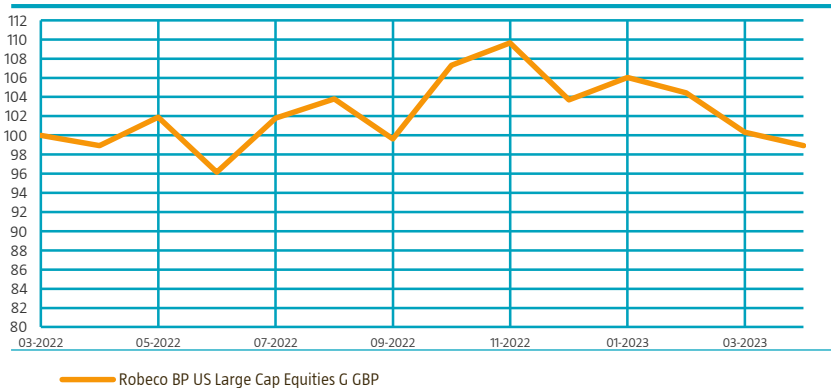
Footprint target

Better than index

For more information on exclusions see <https://www.robeco.com/exclusions/>

### Performance

Indexed value (until 30-04-2023) - Source: Robeco



### Performance

Based on transaction prices, the fund's return was -1.41%.

Robeco BP US Large Cap Equities trailed the Russell 1000 Value Index in April, with stock selection having the largest impact. Stock selection lagged in communication services, healthcare and industrials. In communication services, our position in entertainment company Activision Blizzard detracted from relative returns, as did not owning Meta Platforms. In healthcare, pharmaceutical company Bristol-Myers Squibb and clinical research organization ICON both underperformed. Within industrials, agricultural machinery firms Deere and United Rentals detracted from the relative performance. Sector allocation detracted due to the fund's overweight to technology and industrials and underweight to communication services. Our overweight to energy and healthcare aided the relative performance during the month. Stock selection was positive in financials and consumer discretionary. In financials, banks such as JPMorgan Chase and Wells Fargo contributed positively to relative returns. In consumer discretionary, specialty retailer AutoZone continues to outperform.

### Market development

Equity markets in the United States as measured by the S&P 500 Index climbed 1.56% higher in the first month of the second quarter. Looking at the Russell equity indices, value outperformed core and growth in the large-cap and mid-cap space, while trailing in the small-cap part of the market.

### Expectation of fund manager

Worries continue around the US regional banks, with First Republic being the latest casualty. Whether this was the last bank to fail, remains unclear. While definite progress has been made in reducing headline inflation, core inflation readings remain elevated and 'sticky', as the Fed's favored measure, the Core PCE, stands at 4.6% and well above the Fed target of 2%, and not much lower than the February 2022 peak level of 5.4%. By the end of April, 261 of the S&P 500 companies had reported Q1 earnings results. Earnings reported were a negative -2.3% on a year-over-year basis, that was +6.6% better than estimates for those companies reporting. Adding those results to the expectations for the remaining companies left to report, puts the S&P 500 on pace for a -3.77% drop in Q1 earnings on a year-over-year basis, much better than the -6.59% forecast entering the Q1 reporting period. The fund remains well positioned with holdings that reflect Boston Partners' three-circle characteristics – attractive valuations, solid business fundamentals, and identifiable catalysts.

## Top 10 largest positions

No changes to the top ten in April, with JPMorgan Chase retaining the top spot.

## Fund price

30-04-23	GBP	98.08
High Ytd (15-02-23)	GBP	108.51
Low Ytd (23-03-23)	GBP	96.69

## Fees

Management fee	0.63%
Performance fee	None
Service fee	0.16%
Expected transaction costs	0.60%

## Legal status

Investment company with variable capital incorporated under Luxembourg law (SICAV)	
Issue structure	Open-end
UCITS V	Yes
Share class	G GBP
This fund is a subfund of Robeco Capital Growth Funds, SICAV	

## Registered in

Luxembourg, Singapore, Switzerland, United Kingdom

## Currency policy

Investments are made in securities denominated in US dollars. The share class is denominated in GBP.

## Risk management

Risk management is fully integrated in the investment process to ensure that positions always meet predefined guidelines.

## Dividend policy

This share class of the fund will distribute dividend.

## Fund codes

ISIN	LU2457462534
Bloomberg	ROLCEGG LX
Valoren	117882064

## Top 10 largest positions

### Holdings

JPMorgan Chase & Co
Berkshire Hathaway Inc
Alphabet Inc (Class A)
Johnson & Johnson
Bristol-Myers Squibb Co
BP PLC ADR
Cisco Systems Inc
AutoZone Inc
Sanofi ADR
Marathon Petroleum Corp
<b>Total</b>

Sector	%
Financials	3.97
Financials	3.90
Communication Services	3.87
Health Care	3.16
Health Care	3.16
Energy	3.06
Information Technology	2.51
Consumer Discretionary	2.51
Health Care	2.44
Energy	2.39
<b>Total</b>	<b>30.98</b>

## Top 10/20/30 weights

TOP 10	30.98%
TOP 20	49.24%
TOP 30	62.47%

## Sustainability

The fund incorporates sustainability in the investment process via exclusions, ESG integration, a carbon target, engagement and voting. Through exclusions the fund avoids investments in issuers that are in breach of international norms or where activities have been deemed detrimental to society following Robeco's exclusion policy. Financially material ESG factors are integrated in the bottom-up investment analysis to assess the sustainability risk profile of companies. In the stock selection the fund limits exposure to elevated sustainability risks. The fund also targets a lower carbon footprint compared to the reference index. In addition, where a stock issuer is flagged for breaching international standards in the ongoing monitoring, the issuer will become subject to engagement. Lastly, the fund makes use of shareholder rights and applies proxy voting in accordance with Robeco's proxy voting policy.

### Asset Allocation

Asset allocation		
Equity		96.7%
Cash		3.3%

























### Sector allocation

Activity in the month was modest, liquidating two names and adding one. Liquidations came across two sectors – financials and energy, one in each, while the new addition came in information technology.

Sector allocation		Deviation reference index	
Health Care	<div><div></div></div> 20.8%	<div><div></div></div> 4.3%	
Financials	<div><div></div></div> 19.7%	<div><div></div></div> -0.6%	
Energy	<div><div></div></div> 11.4%	<div><div></div></div> 3.3%	
Industrials	<div><div></div></div> 11.2%	<div><div></div></div> 0.5%	
Information Technology	<div><div></div></div> 10.2%	<div><div></div></div> 2.8%	
Consumer Staples	<div><div></div></div> 7.1%	<div><div></div></div> -0.7%	
Communication Services	<div><div></div></div> 7.1%	<div><div></div></div> -1.7%	
Consumer Discretionary	<div><div></div></div> 6.1%	<div><div></div></div> 0.2%	
Materials	<div><div></div></div> 4.3%	<div><div></div></div> -0.1%	
Utilities	<div><div></div></div> 2.2%	<div><div></div></div> -3.4%	
Real Estate	<div><div></div></div> 0.0%	<div><div></div></div> -4.5%	

### Country allocation

The fund invests only in stocks that are quoted on a US stock exchange.

Country allocation		Deviation reference index	
United States	 91.5%	 -8.4%	
United Kingdom	 3.1%	 3.1%	
France	 2.4%	 2.4%	
Netherlands	 1.2%	 1.1%	
Japan	 0.9%	 0.9%	
Ireland	 0.9%	 0.9%	
Panama	 0.0%	 0.0%	
Israel	 0.0%	 0.0%	
Canada	 0.0%	 0.0%	
Peru	 0.0%	 0.0%	
Cash and other instruments	 0.0%	 0.0%	
Luxembourg	 0.0%	 0.0%	

### Currency allocation

N/A

Currency allocation		Deviation reference index	
U.S. Dollar	93.0%	-7.0%	
Euro	3.2%	3.2%	
Pound Sterling	3.0%	3.0%	
Japanese Yen	0.9%	0.9%	

## Investment policy

Robeco BP US Large Cap Equities is an actively managed fund that invests in large-cap stocks in the United States. The selection of these stocks is based on fundamental analysis. The fund's objective is to achieve a better return than the index. The fund promotes ESG (environmental, social and corporate governance) characteristics within the meaning of Article 8 of the European Sustainable Finance Disclosure Regulation. In addition, the fund integrates ESG, applies Robeco's Exclusion Policy (which is based on exclusion criteria for products including controversial weapons, tobacco, palm oil, and fossil fuel and uses proxy voting and engagement. The fund also aims for an improved carbon footprint compared to the benchmark. The fund is primarily composed of stocks with a market capitalization of more than USD 2 billion. Its bottom-up stock selection process seeks to find undervalued stocks and is guided by a disciplined value approach, intensive internal research and risk aversion. Benchmark: Russell 1000 Value Index (Gross Total Return, EUR). The majority of stocks selected will be components of the benchmark, but stocks outside the benchmark may be selected too. While the investment policy is not constrained by a benchmark, the fund may use one for comparison purposes. The fund can deviate substantially from the issuer, country and sector weightings of the benchmark. There are no restrictions on the deviation from the benchmark. The Benchmark is a broad market-weighted index that is not consistent with the ESG characteristics promoted by the fund. Robeco BP US Large Cap Equities is an actively managed fund that invests in large-cap stocks in the United States. The selection of these stocks is based on fundamental analysis. The fund's objective is to achieve a better return than the index. The fund promotes E&S (i.e. Environmental and Social) characteristics within the meaning of Article 8 of the European Sustainable Finance Disclosure Regulation, integrates sustainability risks in the investment process and applies Robeco's Good Governance policy. The fund applies sustainability indicators, including but not limited to, normative, activity-based and region based exclusions, proxy voting and engagement. The fund is primarily composed of stocks with a market capitalization of more than USD 2 billion. Its bottom-up stock selection process seeks to find undervalued stocks and is guided by a disciplined value approach, intensive internal research and risk aversion. The majority of stocks selected will be components of the benchmark, but stocks outside the benchmark may be selected too. While the investment policy is not constrained by a benchmark, the fund may use one for comparison purposes. The fund can deviate substantially from the issuer, country and sector weightings of the benchmark. There are no restrictions on the deviation from the benchmark. The Benchmark is a broad market-weighted index that is not consistent with the ESG characteristics promoted by the fund.

## Fund manager's CV

Mr. Donovan is Co-Chief Executive Officer of Boston Partners and lead portfolio manager for BP Large Cap Value portfolios. He is responsible for strategic and tactical operating decisions affecting the firm. He was one of the founding partners of Boston Partners Asset Management in 1995. He joined the firm from The Boston Company where he was Senior Vice President and equity portfolio manager. He also spent five years as a consulting associate with Kaplan, Smith & Associates, and two years as a securities analyst for Value Line Inc. Mr. Donovan holds a B.S. degree in management from Rensselaer Polytechnic Institute. He holds the Chartered Financial Analyst® designation. He has thirty-four years of investment experience. Mr. Pyle is a portfolio manager for Boston Partners Large Cap Value portfolios. Prior to assuming this role, he was a research analyst covering the utility, insurance, leisure & lodging, packaging, publishing, and computer equipment & services sectors. Mr. Pyle joined the firm from State Street Research where he was a research analyst and associate portfolio manager in their equity value group. Prior to that, he spent five years with Price Waterhouse. Mr. Pyle holds a B.S. degree in business administration from California State University, Chico, and an M.B.A. degree from the Kenan-Flagler School of Business at the University of North Carolina. Mr. Pyle holds the Chartered Financial Analyst® designation. He has twenty years of investment experience. Mr. Cohen is a portfolio manager for the Boston Partners Large Cap Value strategy. Previous experience includes managing a portion of the Boston Partners Long/Short Research strategy and as an equity analyst specializing in the energy sector as well as the engineering & construction, and metals & mining industries. He has deep experience analyzing and understanding capital intensive commodity oriented businesses. He joined the firm from Loomis Sayles where he had over 8 years of experience as a portfolio manager for their Research Fund, as well as running a global energy hedge fund. As an equity analyst he covered the energy, materials, and industrials sectors. Prior to joining Loomis Sayles, Mr. Cohen was in consultant relations at MFS Investment Management. He received a B.A. degree from the University of Michigan and his M.S. in Finance from Brandeis University. He holds the Chartered Financial Analyst® designation. He has fourteen years of experience. Mr. White is a portfolio manager on Boston Partners Global and International strategies. Prior to this role, he was a global generalist providing fundamental research on global equities. Prior to this, Mr. White, managed a portion of the Boston Partners Long/Short Research strategy while covering multiple economic sectors including basic industries, consumer durables, and capital goods. Mr. White holds a B.A. degree in mathematics from Middlebury College. He holds the Chartered Financial Analyst® designation and has twelve years of industry experience.

## Fiscal product treatment

The fund is established in Luxembourg and is subject to the Luxembourg tax laws and regulations. The fund is not liable to pay any corporation, income, dividend or capital gains tax in Luxembourg. The fund is subject to an annual subscription tax ('tax d'abonnement') in Luxembourg, which amounts to 0.05% of the net asset value of the fund. This tax is included in the net asset value of the fund. The fund can in principle use the Luxembourg treaty network to partially recover any withholding tax on its income.

## Fiscal treatment of investor

The fiscal consequences of investing in this fund depend on the investor's personal situation. For private investors in the Netherlands real interest and dividend income or capital gains received on their investments are not relevant for tax purposes. Each year investors pay income tax on the value of their net assets as at 1 January if and inasmuch as such net assets exceed the investor's tax-free allowance. Any amount invested in the fund forms part of the investor's net assets. Private investors who are resident outside the Netherlands will not be taxed in the Netherlands on their investments in the fund. However, such investors may be taxed in their country of residence on any income from an investment in this fund based on the applicable national fiscal laws. Other fiscal rules apply to legal entities or professional investors. We advise investors to consult their financial or tax adviser about the tax consequences of an investment in this fund in their specific circumstances before deciding to invest in the fund.

## MSCI disclaimer

Source MSCI. MSCI makes no express or implied warranties or representations and shall have no liability whatsoever with respect to any MSCI data contained herein. The MSCI data may not be further redistributed or used as a basis for other indices or any securities or financial products. This report is not approved, endorsed, reviewed or produced by MSCI. None of the MSCI data is intended to constitute investment advice or a recommendation to make (or refrain from making) any kind of investment decision and may not be relied on as such.

## Morningstar

Copyright © Morningstar Benelux. All Rights Reserved. The information contained herein: (1) is proprietary to Morningstar and/or its content providers; (2) may not be copied or distributed; and (3) is not warranted to be accurate, complete or timely. Neither Morningstar nor its content providers are responsible for any damages or losses arising from any use of this information. Past performance is no guarantee of future results. For more information on Morningstar, please refer to [www.morningstar.com](http://www.morningstar.com)

## Sustainalytics disclaimer

The information, methodologies, data and opinions contained or reflected herein are proprietary of Sustainalytics and/or third parties, intended for internal, non-commercial use, and may not be copied, distributed or used in any way, including via citation, unless otherwise explicitly agreed in writing. They are provided for informational purposes only and (1) do not constitute investment advice; (2) cannot be interpreted as an offer or indication to buy or sell securities, to select a project or make any kind of business transactions; (3) do not represent an assessment of the issuer's economic performance, financial obligations nor of its creditworthiness; (4) are not a substitute for a professional advice; (5) past performance is no guarantee of future results. These are based on information made available by third parties, subject to continuous change and therefore are not warranted as to their merchantability, completeness, accuracy or fitness for a particular purpose. The information and data are provided "as is" and reflect Sustainalytics' opinion at the date of their elaboration and publication. Sustainalytics nor any of its third-party suppliers accept any liability for damage arising from the use of the information, data or opinions contained herein, in any manner whatsoever, except where explicitly required by law. Any reference to third party names is for appropriate acknowledgement of their ownership and does not constitute a sponsorship or endorsement by such owner. Insofar as applicable, researched companies referred herein may have a relationship with different Sustainalytics' business units. Sustainalytics has put in place adequate measures to safeguard the objectivity and independence of its opinions. For more information, contact [compliance@sustainalytics.com](mailto:compliance@sustainalytics.com).

## Disclaimer

Source: Robeco. As of 30-04-2023, NAV to NAV in denominated currency of the respective share class with dividends re-invested. The performance figures are calculated starting from the first quotation date. ©2023 Morningstar. All Rights Reserved. The information contained here in: (1) is proprietary to Morningstar and/or its content providers; (2) may not be copied or distributed; and (3) is not warranted to be accurate, complete or timely by Morningstar. Neither Morningstar nor its content providers are responsible for any damages or losses arising from any use of this information. Past performance is no indication of current or future performance.

This document is not intended as a recommendation or for the purpose of soliciting any action in relation to the Robeco Capital Growth Funds ("Fund") and should not be construed as an offer to sell shares of the Fund (the "Shares") or solicitation by anyone in any jurisdiction in which such an offer or solicitation is not authorised or to any person to whom it is unlawful to make such an offer and solicitation. While all the information prepared in this document is believed to be accurate, the directors of the Fund and its investment manager makes no representation or warranty, whether express or implied, as to the completeness, reliability or accuracy, nor can it accept responsibility for errors appearing in the document. This document does not constitute any recommendation regarding any securities, futures, derivatives or other investment products. Nothing in this document constitutes accounting, legal, regulatory, tax or other advice. Any decision to subscribe for interests in the Fund must be made solely on the basis of information contained in the prospectus (the "Prospectus"), which information may be different from the information contained in this document, and with independent analyses of your investment and financial situation and objectives. The information contained in this document is qualified in its entirety by reference to the Prospectus, and this document should, at all times, be read in conjunction with the Prospectus. Detailed information on the Fund and associated risks is contained in the Prospectus. Any decision to participate in the Fund should be made only after reviewing the sections regarding investment considerations, conflicts of interest, risk factors and the relevant Singapore selling restrictions (as described in the section entitled "Important Information for Singapore Investors") contained in the Prospectus. You should consult your professional adviser if you are in doubt about the stringent restrictions applicable to the use of this document, regulatory status of the Fund, applicable regulatory protection, associated risks and suitability of the Fund to your objectives. This document is not directed to, or intended for distribution to or use by, any person or entity who is a citizen or resident of or located in any locality, state, country or other jurisdiction where such distribution, publication, availability or use would be contrary to law or regulation or which would subject the Fund and its investment manager to any registration or licensing requirement within such jurisdiction. Investors should note that only the sub-funds listed in the appendix to the section entitled "Important Information for Singapore Investors" of the Prospectus (the "Sub-Funds") are available to Singapore investors. The Sub-Funds are notified as restricted foreign schemes under the Securities and Futures Act, Chapter 289 of Singapore ("SFA") and are invoking the exemptions from compliance with prospectus registration requirements pursuant to the exemptions under Section 304 and Section 305 of the SFA. The Sub-Funds are not authorised or recognised by the Monetary Authority of Singapore and Shares in the Sub-Funds are not allowed to be offered to the retail public in Singapore. The Prospectus of the Fund is not a prospectus as defined in the SFA. Accordingly, statutory liability under the SFA in relation to the content of prospectuses would not apply. The Sub-Funds may only be promoted exclusively to persons who are sufficiently experienced and sophisticated to understand the risks involved in investing in such schemes, and who satisfy certain other criteria provided under Section 304, Section 305 or any other applicable provision of the SFA and the subsidiary legislation enacted thereunder. You should consider carefully whether the investment is suitable for you. This document may contain projections or other forward looking statements regarding future events or future financial performance of countries, markets or companies and such projection or forecast is not indicative of the future or likely performance of the Fund. Neither the Fund, its investment manager nor any of their associates, nor any director, officer or employee accepts any liability whatsoever for any loss arising directly or indirectly from the use of this document. The information contained in this document, including any data, projections and underlying assumptions are based upon certain assumptions, management forecasts and analysis of information available as at the date of this document and reflects prevailing conditions and our views as of the date of the document, all of which are accordingly subject to change at any time without notice and the Fund and its investment manager are under no obligation to notify you of any of these changes. Prospective investors should not view the past performance of the Fund or its investment manager as indicative of future results.