

Robeco High Yield Bonds CH EUR

Robeco High Yield Bonds is an actively managed fund that invests predominantly in bonds with a sub-investment grade rating, issued primarily by issuers from developed markets (Europe/US). The selection of these bonds is based on fundamental analysis. The fund's objective is to provide long-term capital growth. The portfolio is broadly diversified, with a structural bias towards the higher rated part in high yield. Performance drivers are the top-down beta positioning as well as bottom-up issuer selection.



Sander Bus, Christiaan Lever, Roeland Moraal, Daniel de Koning
Fund manager since 01-03-2001

Performance

	Fund	Index
1 m	0.36%	0.17%
3 m	1.48%	0.99%
Ytd	0.88%	0.62%
1 Year	4.57%	4.82%
2 Years	5.18%	6.45%
3 Years	6.06%	7.32%
5 Years	2.17%	2.69%
10 Years	4.02%	4.53%
Since 04-1998	5.15%	

Annualized (for periods longer than one year)

Note: due to a difference in measurement period between the fund and the index, performance differences may arise. For further info, see last page.

Calendar year performance

	Fund	Index
2025	5.19%	5.94%
2024	4.33%	6.53%
2023	9.14%	11.20%
2022	-10.25%	-12.59%
2021	2.90%	4.21%
2023-2025	6.20%	7.86%
2021-2025	2.04%	2.71%
Annualized (years)		

Past performance is no guarantee of future results. The value of your investments may fluctuate. If the currency in which the past performance is displayed differs from the currency of the country in which you reside, then you should be aware that due to exchange rate fluctuations the performance shown may increase or decrease if converted into your local currency. Performance since inception is as of the first full month. Periods shorter than one year are not annualized. Returns net of fees, based on transaction prices.

Index

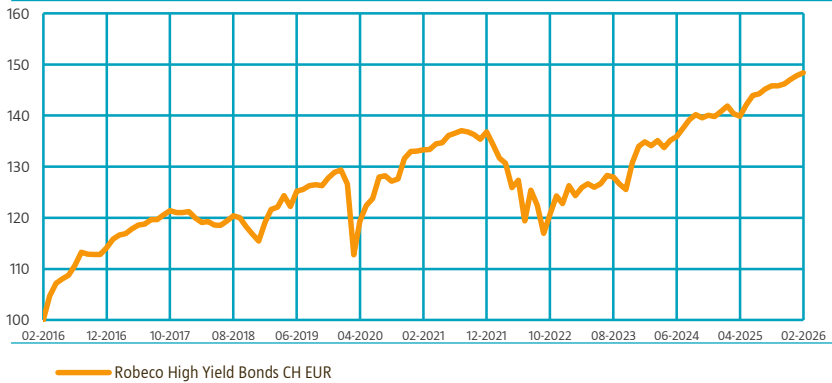
Bloomberg US Corporate High Yield + Pan Euro HY ex Financials 2.5% Issuer Cap

General facts

Morningstar	★★★★
Type of fund	Bonds
Currency	EUR
Total size of fund	EUR 4,826,933,042
Size of share class	EUR 184,578,955
Outstanding shares	2,275,514
1st quotation date	21-01-2013
Close financial year	31-12
Ongoing charges	0.77%
Daily tradable	Yes
Dividend paid	Yes
Ex-ante tracking error limit	5.00%
Management company	Robeco Institutional Asset Management B.V.

Performance

Indexed value (until 28-02-2026) - Source: Robeco



Performance

Based on transaction prices, the fund's return was 0.36%.

In February, the high yield market index returned 0.17%. The sell-off during the month caused excess credit returns to be negative, while the underlying rates made a positive contribution to total returns, with the 10-year US yield settling at 3.94%. The portfolio outperformed by 23 bps, driven by 5 bps from beta and 18 bps from issuer selection. The period was characterized by a sell-off environment, and our up-in quality positioning benefited. BBs, our largest overweight rating, had the best risk-adjusted returns, and EUR-denominated paper, where we hold the majority of our risk, outperformed USD-denominated paper. From a sector perspective, overweight in the basic industry and underweight in the technology sectors added 13 and 10 bps, respectively, whereas underweight in the consumer non-cyclical sector detracted 4 bps. Our position in Ineos Quattro added 4 bps, as the chemical manufacturing company announced to be exploring the sale of certain assets and focusing on refinancing, alongside with a EUR 200 million euros of new equity from shareholders. Underweight in Fortrea, a US-based CRO services provider, contributed 2 bps after the company's earnings disappointed.

Market development

In February, high yield spreads widened by 22 bps to 291, and YTW increased by 9 bps to 6.35%. Market sentiment weakened as concerns grew about the impact of new AI coding tools from start-up Anthropic, which triggered a sell-off in US software stocks and bonds and spilled into private credit. US macro data sent mixed signals: the labor market added 130,000 jobs in January, while inflation fell to 2.4%, reinforcing expectations of Fed rate cuts later in the year. GDP growth slowed to an annualized 1.4% in Q4, partly due to the prolonged government shutdown. In Europe, the ECB held rates at 2% for a fifth consecutive meeting as the economy remained resilient. Over the month, USD 28.7 bln of US high yield bonds were issued, while USD 5 bln was affected by defaults or distressed exchanges.

Expectation of fund manager

The fourth quarter of 2025 ended positively for credit investors, with high yield delivering excess returns, though the lowest-rated credits underperformed, highlighting the need for selectivity. Looking to 2026, global growth prospects are strong. In the US, the average consumer remains resilient despite ongoing disparities, with lower-income groups and small businesses facing more challenges. The AI investment surge, reduced tariff uncertainty, and continued monetary easing are expected to support US economic growth, with consensus forecasting 2% real GDP growth. While the labor market poses some risks, recession fears have eased and a reacceleration is possible. US inflation is above target but manageable, aided by cooling services inflation and lower oil prices. The Fed must balance growth, inflation, and a potentially softer labor market. In Europe, rates support the economy, but growth is expected to be modest. Uncertainty from new AI sector supply and M&A activity clouds the 2026 outlook. Valuations are tight, so we remain conservative, focusing on quality and risk management.

Top 10 largest positions

Our largest positions are concentrated in the chemicals, automotive and packaging segments, alongside select exposures in leisure, energy and mining. In chemicals, we hold a significant position in Olympus Water. Within automotive, ZF Industries remains one of our key holdings. We also maintain a sizable allocation to Carnival Corporation in leisure and to Venture Global LNG within energy midstream. In mining, Fortescue represents a notable position. Across packaging, our core exposures include Crown Holdings, Ardagh Group and Graphic Packaging.

Fund price

28-02-26	EUR	81.12
High Ytd (19-02-26)	EUR	81.42
Low Ytd (20-01-26)	EUR	80.54

Fees

Management fee	0.55%
Performance fee	None
Service fee	0.16%

Legal status

Investment company with variable capital incorporated under Luxembourg law (SICAV)
 Issue structure Open-end
 UCITS V Yes
 Share class CH EUR
 This fund is a subfund of Robeco Capital Growth Funds, SICAV

Registered in

Austria, Belgium, Germany, Luxembourg, Netherlands, Singapore, Spain, Switzerland, United Kingdom

Currency policy

All currency risks are hedged.

Risk management

Risk management is fully embedded in the investment process to ensure that positions always meet predefined guidelines.

Dividend policy

The fund aims to pay a quarterly dividend.

Derivative policy

Robeco High Yield Bonds make use of derivatives for hedging purposes as well as for investment purposes. These derivatives are very liquid.

Fund codes

ISIN	LU0871827548
Bloomberg	RHYBCHE LX
Sedol	BJOWZC5
WKN	A1W9F3
Valoren	20354221

Top 10 largest positions

Holdings	Sector	%
ZF Europe Finance BV	Consumer Cyclical	1.43
Olympus Water US Holding Corp	Basic Industry	1.39
CCO Holdings LLC / CCO Holdings Capital Corp	Communications	1.27
Carnival Corp	Consumer Cyclical	1.25
Venture Global LNG Inc	Energy	1.22
Fortescue Treasury Pty Ltd	Basic Industry	1.13
Celanese US Holdings LLC	Basic Industry	1.12
Albertsons Cos Inc / Safeway Inc / New Albertsons	Consumer Non Cyclical	1.05
EMRLD Borrower LP / Emerald Co-Issuer Inc	Capital Goods	1.04
Crown European Holdings SACA	Capital Goods	1.01
Total		11.91

Holdings are subject to change. This is not a buy, sell or hold recommendation for any particular security. The securities shown here are for illustrative purposes only to demonstrate the investment strategy on the date stated above. It cannot be guaranteed the same securities will be considered in the future. No reference can be made to the future development of the securities.

Statistics

	3 Years	5 Years
Tracking error ex-post (%)	0.85	1.14
Information ratio	-0.56	0.21
Sharpe ratio	1.13	0.19
Alpha (%)	-0.05	0.29
Beta	0.90	0.91
Standard deviation	3.44	6.02
Max. monthly gain (%)	3.77	5.18
Max. monthly loss (%)	-1.02	-5.85

Above mentioned ratios are based on gross of fees returns

Hit ratio

	3 Years	5 Years
Months outperformance	16	28
Hit ratio (%)	44.4	46.7
Months Bull market	26	37
Months outperformance Bull	9	13
Hit ratio Bull (%)	34.6	35.1
Months Bear market	10	23
Months Outperformance Bear	7	15
Hit ratio Bear (%)	70.0	65.2

Above mentioned ratios are based on gross of fees returns.

Characteristics

	Fund	Index
Rating	BA1/BA2	BA3/B1
Option Adjusted Duration (years)	2.83	2.8
Maturity (years)	4.2	3.5
Yield to Worst (% , Hedged)	4.5	5.0

Past performance is no guarantee of future results. The value of your investments may fluctuate.

Changes

Benchmark changes: Since start - 31/3/2005 Barclays Global High Yield (Hedged into EUR) 1/4/2005 - 30/4/2005 Barclays US Corporate High Yield & Pan European High Yield (Hedged into EUR) 1/5/2005 - 31/3/2009 Barclays US Corporate High Yield & Pan European High Yield 2.5% Issuer Cap (Hedged into EUR) 1/4/2009 - now Barclays US Corporate High Yield & Pan European High Yield ex Financials 2.5% Issuer Cap (Hedged into EUR)

Sector allocation

The fund maintains overweights in less cyclical areas such as packaging and paper, complemented by an outspoken off-benchmark position in financials. We also carry additional overweights in chemicals, automotive and food & beverage. On the other hand, we remain underweight in the communications sector, as well as more cyclical consumer-oriented areas including gaming, retail, home construction and leisure.

Sector allocation		Deviation index	
Consumer Cyclical	18.8%	-4.2%	
Basic Industry	13.5%	6.5%	
Consumer Non Cyclical	12.6%	-0.3%	
Capital Goods	11.8%	0.8%	
Energy	9.8%	-0.5%	
Communications	9.1%	-8.8%	
Banking	7.0%	7.0%	
Technology	2.5%	-5.7%	
Treasuries	2.2%	2.2%	
Transportation	1.7%	-1.6%	
Owned No Guarantee	1.3%	1.3%	
Other	4.3%	-2.2%	
Cash and other instruments	5.2%	5.2%	

Currency denomination allocation

All currency risks are hedged to the currency of the share class. The currency denomination allocation shows the currency distribution of the portfolio before hedging.

Currency denomination allocation		Deviation index	
U.S. Dollar	54.1%	-21.7%	
Euro	37.0%	15.0%	
Pound Sterling	3.6%	1.4%	

Duration allocation

Robeco High Yield Bonds does not pursue an active duration policy. HY bonds tend to have a limited effective sensitivity to underlying moves in government bond yields. In our 0-duration share classes, the underlying rate risk is hedged to 0 to 6-month duration.

Duration allocation		Deviation index	
U.S. Dollar	2.1	0.0	
Euro	0.7	0.1	
Pound Sterling	0.0	-0.1	

Rating allocation

Most exposure is in Ba and B issuers. The fund has a large underweight in the categories Caa and below. We have an allocation to BBBs, mainly consisting of former rising stars that still trade at attractive spread levels, as well as positions lower in the capital structure of European banks.

Rating allocation		Deviation index	
AA	2.2%	2.2%	
BAA	9.9%	9.9%	
BA	56.6%	-0.9%	
B	22.7%	-10.0%	
CAA	2.9%	-6.2%	
CA		-0.5%	
C		-0.1%	
NR	0.4%	0.4%	
Cash and other instruments	5.2%	5.2%	

Country allocation

Country risk analysis is incorporated in our proprietary credit research, but we do not implement any specific top-down country policy in the portfolio. We have a preference for Europe versus the United States based on valuations.

Country allocation		Deviation index	
United States	51.2%	-16.9%	
France	9.1%	3.6%	
United Kingdom	7.3%	1.4%	
Germany	6.7%	3.2%	
Italy	4.0%	1.2%	
Spain	2.9%	1.5%	
Netherlands	2.8%	1.4%	
Luxembourg	1.8%	-0.4%	
Canada	1.7%	-1.5%	
Australia	1.7%	1.2%	
Belgium	1.2%	0.9%	
Other	4.3%	-0.9%	
Cash and other instruments	5.2%	5.2%	

The allocations shown are for illustrative purposes only. This is the current overview as of the date stated and not a guarantee of future developments. It should not be assumed that any investments in these allocations were or will be profitable. Due to rounding, the sum may not equal 100%.

ESG Important information

The sustainability information in this factsheet can help investors integrate sustainability considerations in their process. This information is for informational purposes only. The reported sustainability information may not at all be used in relation to binding elements for this fund. A decision to invest should take into account all characteristics or objectives of the fund as described in the prospectus. The prospectus is available on request and free of charge on the Robeco website.

Sustainability

The fund incorporates sustainability in the investment process via exclusions, ESG integration, a minimum allocation to ESG-labeled bonds, and engagement. The fund does not invest in credit issuers that are in breach of international norms or where activities have been deemed detrimental to society following Robeco's exclusion policy. Financially material ESG factors are integrated in the bottom-up security analysis to assess the impact on the issuer's fundamental credit quality. In the credit selection the fund limits exposure to issuers with an elevated sustainability risk profile. Furthermore, the fund invests at least 2% in green, social, sustainable, and/or sustainability-linked bonds. Lastly, where issuers are flagged for breaching international standards in the ongoing monitoring, the issuer will become subject to engagement.

For more information please visit the sustainability-related disclosures.

The index used for all sustainability visuals is based on Bloomberg US Corporate High Yield + Pan Euro HY ex Financials 2.5% Issuer Cap.

Sustainalytics ESG Risk Rating

The Portfolio Sustainalytics ESG Risk Rating chart displays the portfolio's ESG Risk Rating. This is calculated by multiplying each portfolio component's Sustainalytics ESG Risk Rating by its respective portfolio weight. The Distribution across Sustainalytics ESG Risk levels chart shows the portfolio allocations broken into Sustainalytics' five ESG risk levels: negligible (0-10), low (10-20), medium (20-30), high (30-40) and severe (40+), providing an overview of portfolio exposure to the different ESG risk levels. Index scores are provided alongside the portfolio scores, highlighting the portfolio's ESG risk level compared to the index. Only holdings mapped as corporates are included in the figures.



Source: Copyright ©2026 Sustainalytics. All rights reserved.

Environmental Footprint

Environmental footprint expresses the total resource consumption of the portfolio per mUSD invested. Each assessed company's footprint is calculated by normalizing resources consumed by the company's enterprise value including cash (EVIC). We aggregate these figures to portfolio level using a weighted average, multiplying each assessed portfolio constituent's footprint by its respective position weight. For comparison, index footprints are shown besides that of the portfolio. The equivalent factors that are used for comparison between the portfolio and index represent European averages and are based on third-party sources combined with own estimates. As such, the figures presented are intended for illustrative purposes and are purely an indication. Only holdings mapped as corporates are included in the figures.



Source: Robeco data based on Trucost data. *

* Source: S&P Global Market Intelligence data © Trucost 2026. All rights in the Trucost data and reports vest in Trucost and/or its licensors. Neither S&P Global Market Intelligence, nor its affiliates, nor its licensors accept any liability for any errors, omissions or interruptions in the Trucost data and/or reports. No further distribution of the Data and/or Reports is permitted without S&P Global Market Intelligence's express written consent. Reproduction of any information, data or material, including ratings is prohibited. The content is not a recommendation to buy, sell or hold such investment or security, nor does it address suitability of an investment or security and should not be relied on as investment advice.

SDG Impact Alignment


This distribution across SDG scores shows the portfolio weight allocated to companies with a positive, negative and neutral impact alignment with the Sustainable Development Goals (SDG) based on Robeco's SDG Framework. The framework utilizes a three-step approach to assess a company's impact alignment with the relevant SDGs and assign a total SDG score. The score ranges from positive to negative impact alignment with levels from high, medium or low impact alignment. This results in a 7-step scale from -3 to +3. For comparison, index figures are provided alongside that of the portfolio. Only holdings mapped as corporates are included in the figures.



Source: Robeco. Data derived from internal processes.

ESG Labeled Bonds

The ESG-labeled bond chart displays the portfolio's exposure to ESG-labeled bonds. Specifically, green bonds, social bonds, sustainability bonds, and sustainability-linked bonds. This is calculated as a sum of weights for those bonds in the portfolio that have one of above mentioned labels. Index exposure figures are provided alongside the portfolio exposure figures, highlighting the difference with the index.



	Portfolio weight	Index weight
Green Bonds	4.48%	4.09%
Social Bonds	0.00%	0.00%
Sustainability Bonds	0.21%	0.17%

Source: Bloomberg in conjunction with data derived from internal processes. BLOOMBERG® is a trademark and service mark of Bloomberg Finance L.P. and its affiliates (collectively "Bloomberg").

Engagement

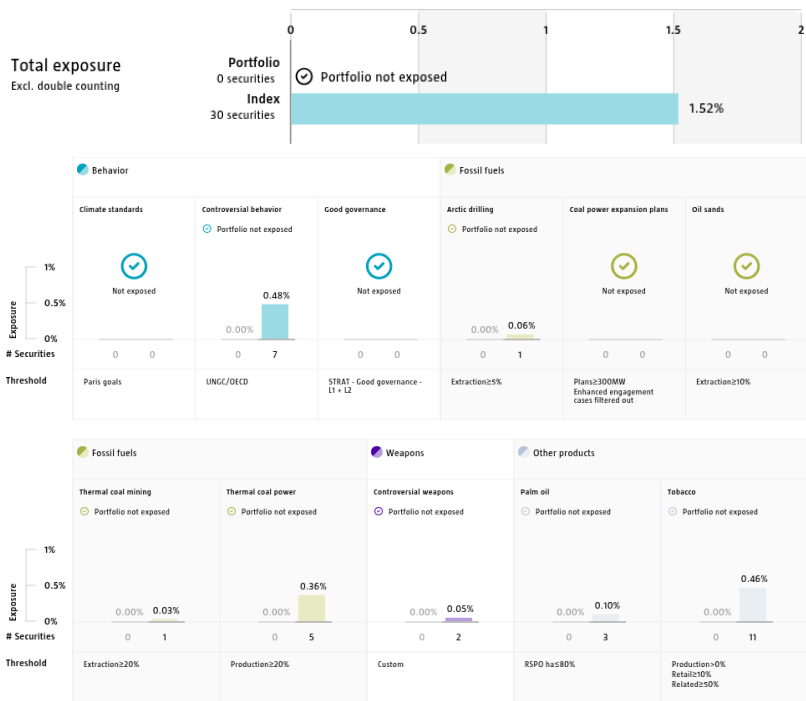
Robeco distinguishes between three types of engagement. Value Engagement focuses on long-term issues that are financially material and/or are causing adverse sustainability impacts. The themes can be broken into Environmental, Social, Governance, or Voting-related. SDG Engagement aims to drive a clear and measurable improvement in a company's SDG contribution. Enhanced engagement is triggered by misconduct and focuses on companies severely breaching international standards. The report is based on all companies in the portfolio for which engagement activities have taken place during the past 12 months. Note that companies may be under engagement in multiple categories simultaneously. While the total portfolio exposure excludes double counting, it may not equal the sum of individual category exposures.

	Portfolio exposure	# companies engaged with	# activities with companies engaged with
Total (* excluding double counting)	5.11%	19	64
Environmental	2.14%	8	37
Social	0.48%	2	2
Governance	0.60%	1	6
Sustainable Development Goals	1.23%	4	12
Voting Related	0.22%	3	3
Enhanced	0.44%	1	4

Source: Robeco. Data derived from internal processes.

Exclusions

The Exclusions charts display the degree of adherence to exclusion applied by Robeco. For reference, index exposures are shown beside that of the portfolio. Thresholds are based on revenues unless otherwise indicated. For more information about the exclusion policy and which level applies, please refer to the Exclusion Policy and Exclusion List available on Robeco.com.



Source: We use several data sources such as Sustainalytics, RSPO (Roundtable on Sustainable Palm Oil), World Bank, Freedom House, Fund for Peace and International Sanctions; further policy document available [Exclusion Policy](#)

Investment policy

Robeco High Yield Bonds is an actively managed fund that invests predominantly in bonds with a sub-investment grade rating, issued primarily by issuers from developed markets (Europe/US). The selection of these bonds is based on fundamental analysis. The fund's objective is to provide long-term capital growth. The portfolio is broadly diversified, with a structural bias towards the higher rated part in high yield. Performance drivers are the top-down beta positioning as well as bottom-up issuer selection.

The fund promotes E&S (i.e. Environmental and Social) characteristics within the meaning of Article 8 of the European Sustainable Finance Disclosure Regulation, integrates sustainability risks in the investment process and applies Robeco's Good Governance policy. The fund applies sustainability indicators, including but not limited to, normative, activity-based and region-based exclusions, and engagement.

Key risks

- The value of shares is sensitive to market fluctuations, instrument prices, and changes in political, economic, or market conditions. High-yield bonds carry higher default risk, making such funds more volatile within fixed income.
- The fund may use derivatives to achieve its investment objectives. These instruments can create leverage, increasing the fund's exposure to market fluctuations.
- A (derivative) counterparty may fail to fulfil its obligations. Counterparty risk is reduced by exchanging collateral.
- The fund invests in assets that could become less liquid in certain market conditions, which may affect their value.
- Sustainability risk factors may negatively impact investment returns. This fund promotes ESG characteristics but does not have a sustainability objective.

Fund manager's CV

Sander Bus is CIO and Portfolio Manager High Yield Bonds in the Credit team. He has been dedicated to High Yield at Robeco since 1998. Previously, Sander worked for two years as a Fixed Income Analyst at Rabobank where he started his career in the industry in 1996. He holds a Master's in Financial Economics from Erasmus University Rotterdam and he is a CFA® charterholder. Christiaan Lever is Portfolio Manager High Yield and Emerging Credits in the Credit team. Before assuming this role in 2016, he was Financial Risk Manager at Robeco, focusing on market risk, counterparty risk and liquidity risk within fixed income markets. Christiaan has been active in the industry since 2010. He holds a Master's in Quantitative Finance and in Econometrics from Erasmus University Rotterdam and he is a CFA® Charterholder. Roeland Moraal is Head of Leveraged Finance and Portfolio Manager High Yield in the Credit team. Before assuming this role, he was Portfolio Manager in the Robeco Duration team and worked as an Analyst with the Institute for Research and Investment Services. Roeland started his career in the industry in 1997. He holds a Master's in Applied Mathematics from the University of Twente and a Master's in Law from Erasmus University Rotterdam. Daniel de Koning is Portfolio Manager High Yield in the Credit team. Prior to joining Robeco in 2020, he was Portfolio Manager High Yield at NN Investment Partners. Daniel started his career in 2011 at APG Asset Management, where he held roles of Credit Analyst and Portfolio Manager High Yield. He holds a Master's in Business Economics from the University of Amsterdam and he is a CFA® and CAIA® charterholder.

Team info

The Robeco High Yield fund is managed within Robeco's credit team, which consists of nine portfolio managers and twenty-three credit analysts. The portfolio managers are responsible for the construction and management of the credit portfolios, whereas the analysts cover the team's fundamental research. Our analysts have long term experience in their respective sectors which they cover globally. Each analyst covers both investment grade and high yield, providing them an information advantage and benefiting from inefficiencies that traditionally exist between the two segmented markets. Furthermore, the credit team is supported by three dedicated quantitative researchers and four fixed income traders. On average, the members of the credit team have an experience in the asset management industry of seventeen years, of which eight years with Robeco.

Fiscal product treatment

The fund is established in Luxembourg and is subject to the Luxembourg tax laws and regulations. The fund is not liable to pay any corporation, income, dividend or capital gains tax in Luxembourg. The fund is subject to an annual subscription tax ('tax d'abonnement') in Luxembourg, which amounts to 0.05% of the net asset value of the fund. This tax is included in the net asset value of the fund. The fund can in principle use the Luxembourg treaty network to partially recover any withholding tax on its income.

Fiscal treatment of investor

For private taxpayers in the Netherlands their assets in the fund belong in box 3. Investors pay on balance 1.2% investment yield tax per year on their average nets assets in box 3. The above is based on current fiscal legislation in the Netherlands. Shareholders are advised to consult their tax adviser regarding their own specific circumstances. In the Netherlands 25% dividend tax is deducted on cash dividends for all shareholders (regardless of where the shares are held). Shareholders who are not liable to pay tax in the Netherlands and are living in countries with a Double Tax Relief Treaty with the Netherlands may, depending on the treaty, re-claim a part of the dividend tax from the Dutch fiscal authorities. For fiscal questions we advise individual investors to contact their service channel or fiscal adviser.

Morningstar

Copyright © Morningstar Benelux. All Rights Reserved. The information contained herein: (1) is proprietary to Morningstar and/or its content providers; (2) may not be copied or distributed; and (3) is not warranted to be accurate, complete or timely. Neither Morningstar nor its content providers are responsible for any damages or losses arising from any use of this information. Past performance is no guarantee of future results. For more information on Morningstar, please refer to www.morningstar.com

Sustainability images

The figures shown in the sustainability visuals are calculated on subfund level.

Sustainalytics disclaimer

The information, methodologies, data and opinions contained or reflected herein are proprietary of Sustainalytics and/or third parties, intended for internal, non-commercial use, and may not be copied, distributed or used in any way, including via citation, unless otherwise explicitly agreed in writing. They are provided for informational purposes only and (1) do not constitute investment advice; (2) cannot be interpreted as an offer or indication to buy or sell securities, to select a project or make any kind of business transactions; (3) do not represent an assessment of the issuer's economic performance, financial obligations nor of its creditworthiness; (4) are not a substitute for a professional advice; (5) past performance is no guarantee of future results. These are based on information made available by third parties, subject to continuous change and therefore are not warranted as to their merchantability, completeness, accuracy or fitness for a particular purpose. The information and data are provided "as is" and reflect Sustainalytics' opinion at the date of their elaboration and publication. Sustainalytics nor any of its third-party suppliers accept any liability for damage arising from the use of the information, data or opinions contained herein, in any manner whatsoever, except where explicitly required by law. Any reference to third party names is for appropriate acknowledgement of their ownership and does not constitute a sponsorship or endorsement by such owner. Insofar as applicable, researched companies referred herein may have a relationship with different Sustainalytics' business units. Sustainalytics has put in place adequate measures to safeguard the objectivity and independence of its opinions. For more information, contact compliance@sustainalytics.com.

Bloomberg disclaimer

Bloomberg or Bloomberg's licensors own all proprietary rights in the Bloomberg Indices. Neither Bloomberg nor Bloomberg's licensors approves or endorses this material, or guarantees the accuracy or completeness of any information herein, or makes any warranty, express or implied, as to the results to be obtained therefrom and, to the maximum extent allowed by law, neither shall have any liability or responsibility for injury or damages arising in connection therewith.

Important Information

Robeco Institutional Asset Management B.V. has a license as manager of Undertakings for Collective Investment in Transferable Securities (UCITS) and Alternative Investment Funds (AIFs) ("Fund(s)") from the Netherlands Authority for the Financial Markets. This is a marketing communication solely intended for professional investors, defined as investors qualifying as professional clients, who have requested to be treated as professional clients or who are authorized to receive such information under any applicable laws. Robeco Institutional Asset Management B.V. and/or its related, affiliated and subsidiary companies ("Robeco"), will not be liable for any damages arising out of the use of this document. Users of this information who provide investment services in the European Union have their own responsibility to assess whether they are allowed to receive the information in accordance with MiFID II regulations. To the extent this information qualifies as a reasonable and appropriate minor non-monetary benefit under MiFID II, users that provide investment services in the European Union are responsible for complying with applicable recordkeeping and disclosure requirements. The content of this document is based upon sources of information believed to be reliable and comes without warranties of any kind. Without further explanation this document cannot be considered complete. Any opinions, estimates or forecasts may be changed at any time without prior warning. If in doubt, please seek independent advice. This document is intended to provide the professional investor with general information about Robeco's specific capabilities but has not been prepared by Robeco as investment research and does not constitute an investment recommendation or advice to buy, hold or sell certain securities or investment products or to adopt any investment strategy or legal, accounting or tax advice. All rights relating to the information in this document are and will remain the property of Robeco. This document may not be copied or shared with the public. No part of this document may be reproduced or published in any form or by any means without Robeco's prior written permission. Investment involves risks. Before investing, please note the initial capital is not guaranteed. Investors should ensure they fully understand the risk associated with any Robeco product or service offered in their country of domicile. Investors should also consider their own investment objective and risk tolerance level. Historical returns are provided for illustrative purposes only. The price of units may go down as well as up and past performance is no guarantee of future results. If the currency in which the past performance is displayed differs from the currency of the country in which you reside, then you should be aware that due to exchange rate fluctuations the performance shown may increase or decrease if converted into your local currency. The performance data do not take account of the commissions and costs incurred when trading securities in client portfolios or for the issue and redemption of units. Unless otherwise stated, performances are i) net of fees based on transaction prices and ii) with dividends reinvested. Please refer to the prospectus of the Funds for further details. Performance is quoted net of investment management fees. The ongoing charges mentioned in this document are the ones stated in the Fund's latest annual report at closing date of the last calendar year. This document is not directed to or intended for distribution to or for use by any person or entity who is a citizen or resident of or located in any locality, state, country or other jurisdiction where such distribution, document, availability or use would be contrary to law or regulation or which would subject any Fund or Robeco Institutional Asset Management B.V. to any registration or licensing requirement within such jurisdiction. Any decision to subscribe for interests in a Fund offered in a particular jurisdiction must be made solely on the basis of information contained in the prospectus, which information may be different from the information contained in this document. Prospective applicants for shares should inform themselves as to legal requirements which may also apply and any applicable exchange control regulations and taxes in the countries of their respective citizenship, residence or domicile. The Fund information, if any, contained in this document is qualified in its entirety by reference to the prospectus, and this document should, at all times, be read in conjunction with the prospectus. Detailed information on the Fund and associated risks is contained in the prospectus. The prospectus and the Key Information Document (PRIIP) for the Robeco Funds can all be obtained free of charge from Robeco's websites.

Additional information for US investors

This document may be distributed in the US by Robeco Institutional Asset Management US, Inc. ("Robeco US"), an investment adviser registered with the US Securities and Exchange Commission (SEC). Such registration should not be interpreted as an endorsement or approval of Robeco US by the SEC. Robeco Institutional Asset Management B.V. is considered "participating affiliated" and some of their employees are "associated persons" of Robeco US as per relevant SEC no-action guidance. Employees identified as associated persons of Robeco US perform activities directly or indirectly related to the investment advisory services provided by Robeco US. In those situations these individuals are deemed to be acting on behalf of Robeco US. SEC regulations are applicable only to clients, prospects and investors of Robeco US. Robeco US is wholly owned subsidiary of ORIX Corporation Europe N.V. ("ORIX"), a Dutch Investment Management Firm located in Rotterdam, the Netherlands. Robeco US is located at 230 Park Avenue, 33rd floor, New York, NY 10169.

Additional information for US Offshore investors – Reg S

The Robeco Capital Growth Funds have not been registered under the United States Investment Company Act of 1940, as amended, nor the United States Securities Act of 1933, as amended. None of the shares may be offered or sold, directly or indirectly in the United States or to any US Person. A US Person is defined as (a) any individual who is a citizen or resident of the United States for federal income tax purposes; (b) a corporation, partnership or other entity created or organized under the laws of or existing in the United States; (c) an estate or trust the income of which is subject to United States federal income tax regardless of whether such income is effectively connected with a United States trade or business. In the United States, this material may be distributed only to a person who is a "distributor", or who is not a "US person", as defined by Regulation S under the U.S. Securities Act of 1933 (as amended).

Additional information for investors with residence or seat in Australia

This document is distributed in Australia by Robeco Hong Kong Limited (ARBN 156 512 659), which is exempt from the requirement to hold an Australian financial services license under the Corporations Act 2001 (Cth) pursuant to ASIC Class Order 03/1103. Robeco Hong Kong Limited is regulated by the Securities and Futures Commission under the laws of Hong Kong and those laws may differ from Australian laws. This document is distributed only to "wholesale clients" as that term is defined under the Corporations Act 2001 (Cth). This document is not intended for distribution or dissemination, directly or indirectly, to any other class of persons. This document is not intended for public distribution in Australia.

Additional information for investors with residence or seat in New Zealand

In New Zealand, this document is only available to wholesale investors within the meaning of clause 3(2) of Schedule 1 of the Financial Markets Conduct Act 2013 (FMCA). This document is not intended for public distribution in New Zealand.

Additional information for investors with residence or seat in Austria

This information is solely intended for professional investors or eligible counterparties in the meaning of the Austrian Securities Oversight Act.

Additional information for investors with residence or seat in Brazil

The Fund may not be offered or sold to the public in Brazil. Accordingly, the Fund has not been nor will be registered with the Brazilian Securities Commission (CVM), nor has it been submitted to the foregoing agency for approval. Documents relating to the Fund, as well as the information contained therein, may not be supplied to the public in Brazil, as the offering of the Fund is not a public offering of securities in Brazil, nor may they be used in connection with any offer for subscription or sale of securities to the public in Brazil.

Additional information for investors with residence or seat in Brunei

The Prospectus relates to a private collective investment scheme which is not subject to any form of domestic regulations by the Autoriti Monetari Brunei Darussalam ("Authority"). The Prospectus is intended for distribution only to specific classes of investors as specified in section 20 of the Securities Market Order, 2013, and must not, therefore, be delivered to, or relied on by, a retail client. The Authority is not responsible for reviewing or verifying any prospectus or other documents in connection with this collective investment scheme. The Authority has not approved the Prospectus or any other associated documents nor taken any steps to verify the information set out in the Prospectus and has no responsibility for it. The units to which the Prospectus relates may be illiquid or subject to restrictions on their resale. Prospective purchasers of the units offered should conduct their own due diligence on the units.

Additional information for investors with residence or seat in Canada

No securities commission or similar authority in Canada has reviewed or in any way passed upon this document or the merits of the securities described herein, and any representation to the contrary is an offence. Robeco Institutional Asset Management B.V. relies on the international dealer and international adviser exemption in Quebec and has appointed McCarthy Tétrault LLP as its agent for service in Quebec.

Additional information for investors with residence or seat in the Republic of Chile

Neither Robeco nor the Funds have been registered with the Comisión para el Mercado Financiero pursuant to Law no. 18.045, the Ley de Mercado de Valores and regulations thereunder. This document does not constitute an offer of or an invitation to subscribe for or purchase shares of the Funds in the Republic of Chile, other than to the specific person who individually requested this information on their own initiative. This may therefore be treated as a "private offering" within the meaning of Article 4 of the Ley de Mercado de Valores (an offer that is not addressed to the public at large or to a certain sector or specific group of the public).

Additional information for investors with residence or seat in Colombia

This document does not constitute a public offer in the Republic of Colombia. The offer of the fund is addressed to less than one hundred specifically identified investors. The fund may not be promoted or marketed in Colombia or to Colombian residents, unless such promotion and marketing is made in compliance with Decree 2555 of 2010 and other applicable rules and regulations related to the promotion of foreign funds in Colombia. The distribution of this Prospectus and the offering of Shares may be restricted in certain jurisdictions. The information contained in this Prospectus is for general guidance only, and it is the responsibility of any person or persons in possession of this Prospectus and wishing to make application for Shares to inform themselves of, and to observe, all applicable laws and regulations of any relevant jurisdiction. Prospective applicants for Shares should inform themselves of any applicable legal requirements, exchange control regulations and applicable taxes in the countries of their respective citizenship, residence or domicile.

Additional information for investors with residence or seat in the Dubai International Financial Centre (DIFC), United Arab Emirates

This material is distributed by Robeco Institutional Asset Management B.V. (DIFC Branch) located at Office 209, Level 2, Gate Village Building 7, Dubai International Financial Centre, Dubai, PO Box 482060, UAE. Robeco Institutional Asset Management B.V. (DIFC Branch) is regulated by the Dubai Financial Services Authority ("DFSA") and only deals with Professional Clients or Market Counterparties and does not deal with Retail Clients as defined by the DFSA.

Additional information for investors with residence or seat in France

Robeco Institutional Asset Management B.V. is at liberty to provide services in France. Robeco France is a subsidiary of Robeco whose business is based on the promotion and distribution of the group's funds to professional investors in France.

Additional information for investors with residence or seat in Germany

This information is solely intended for professional investors or eligible counterparties in the meaning of the German Securities Trading Act.

Additional information for investors with residence or seat in Hong Kong

This document is solely intended for professional investors, which has the meaning ascribed to it in the Securities and Futures Ordinance (Cap 571) and its subsidiary legislation of Hong Kong. This document is issued by Robeco Hong Kong Limited ("Robeco"), which is regulated by the Hong Kong Securities and Futures Commission ("SFC"). The contents of this document have not been reviewed by the SFC. If there is any doubt about any of the contents of this document, independent professional advice should be obtained.

Additional information for investors with residence or seat in Indonesia

The Prospectus does not constitute an offer to sell nor a solicitation to buy securities in Indonesia.

Additional information for investors with residence or seat in Italy

This document is considered for use solely by qualified investors and private professional clients (as defined in Article 26 (1) (b) and (d) of Consob Regulation No. 16190 dated 29 October 2007). If made available to Distributors and individuals authorized by Distributors to conduct promotion and marketing activity, it may only be used for the purpose for which it was conceived. The data and information contained in this document may not be used for communications with Supervisory Authorities. This document does not include any information to determine, in concrete terms, the investment

inclination and, therefore, this document cannot and should not be the basis for making any investment decisions.

Additional information for investors with residence or seat in Japan

This document is considered for use solely by qualified investors and is distributed by Robeco Japan Company Limited, registered in Japan as a Financial Instruments Business Operator, [registered No. The Director of Kanto Local Financial Bureau (Financial Instruments Business Operator), No.2780, Member of Japan Investment Advisors Association].

Additional information for investors with residence or seat in South Korea

No representation is made with respect to the eligibility of any recipients of the document to acquire the Funds therein under the laws of South Korea, including but not limited to the Foreign Exchange Transaction Act and Regulations thereunder. The Funds have not been registered under the Financial Investment Services and Capital Markets Act of Korea, and none of the Funds may be offered, sold or delivered, or offered or sold to any person for re-offering or resale, directly or indirectly, in South Korea or to any resident of South Korea except pursuant to applicable laws and regulations of South Korea.

Additional information for investors with residence or seat in Liechtenstein

This document is exclusively distributed to Liechtenstein-based, duly licensed financial intermediaries (such as banks, discretionary portfolio managers, insurance companies, fund of funds) which do not intend to invest on their own account into Fund(s) displayed in the document. This material is distributed by Robeco Switzerland Ltd, postal address: Josefstrasse 218, 8005 Zurich, Switzerland. LGT Bank Ltd., Herrengasse 12, FL-9490 Vaduz, Liechtenstein acts as the representative and paying agent in Liechtenstein. The prospectus, the Key Information Documents (PRIIP), the articles of association, the annual and semi-annual reports of the Fund(s) may be obtained from the representative or via the website.

Additional information for investors with residence or seat in Malaysia

Generally, no offer or sale of the Shares is permitted in Malaysia unless where a Recognition Exemption or the Prospectus Exemption applies: NO ACTION HAS BEEN, OR WILL BE, TAKEN TO COMPLY WITH MALAYSIAN LAWS FOR MAKING AVAILABLE, OFFERING FOR SUBSCRIPTION OR PURCHASE, OR ISSUING ANY INVITATION TO SUBSCRIBE FOR OR PURCHASE OR SALE OF THE SHARES IN MALAYSIA OR TO PERSONS IN MALAYSIA AS THE SHARES ARE NOT INTENDED BY THE ISSUER TO BE MADE AVAILABLE, OR MADE THE SUBJECT OF ANY OFFER OR INVITATION TO SUBSCRIBE OR PURCHASE, IN MALAYSIA. NEITHER THIS DOCUMENT NOR ANY DOCUMENT OR OTHER MATERIAL IN CONNECTION WITH THE SHARES SHOULD BE DISTRIBUTED, CAUSED TO BE DISTRIBUTED OR CIRCULATED IN MALAYSIA. NO PERSON SHOULD MAKE AVAILABLE OR MAKE ANY INVITATION OR OFFER OR INVITATION TO SELL OR PURCHASE THE SHARES IN MALAYSIA UNLESS SUCH PERSON TAKES THE NECESSARY ACTION TO COMPLY WITH MALAYSIAN LAWS.

Additional information for investors with residence or seat in Mexico

The funds have not been and will not be registered with the National Registry of Securities or maintained by the Mexican National Banking and Securities Commission and, as a result, may not be offered or sold publicly in Mexico. Robeco and any underwriter or purchaser may offer and sell the funds in Mexico on a private placement basis to Institutional and Accredited Investors, pursuant to Article 8 of the Mexican Securities Market Law.

Additional information for investors with residence or seat in Peru

The Superintendencia del Mercado de Valores (SMV) does not exercise any supervision over this Fund and therefore the management of it. The information the Fund provides to its investors and the other services it provides to them are the sole responsibility of the Administrator. This Prospectus is not for public distribution.

Additional information for investors with residence or seat in Singapore

This document has not been registered with the Monetary Authority of Singapore ("MAS"). Accordingly, this document may not be circulated or distributed directly or indirectly to persons in Singapore other than (i) to an institutional investor under Section 304 of the SFA, (ii) to a relevant person pursuant to Section 305(1), or any person pursuant to Section 305(2), and in accordance with the conditions specified in Section 305, of the SFA, or (iii) otherwise pursuant to, and in accordance with the conditions of, any other applicable provision of the SFA. The contents of this document have not been reviewed by the MAS. Any decision to participate in the Fund should be made only after reviewing the sections regarding investment considerations, conflicts of interest, risk factors and the relevant Singapore selling restrictions (as described in the section entitled "Important information for Singapore Investors") contained in the prospectus. Investors should consult their professional adviser if you are in doubt about the stringent restrictions applicable to the use of this document, regulatory status of the Fund, applicable regulatory protection, associated risks and suitability of the Fund to your objectives. Investors should note that only the Sub-Funds listed in the appendix to the section entitled "Important information for Singapore Investors" of the prospectus ("Sub-Funds") are available to Singapore investors. The Sub-Funds are notified as restricted foreign schemes under the Securities and Futures Act, Chapter 289 of Singapore ("SFA") and invoke the exemptions from compliance with prospectus registration requirements pursuant to the exemptions under Section 304 and Section 305 of the SFA. The Sub-Funds are not authorized or recognized by the MAS and shares in the Sub-Funds are not allowed to be offered to the retail public in Singapore. The prospectus of the Fund is not a prospectus as defined in the SFA. Accordingly, statutory liability under the SFA in relation to the content of prospectuses does not apply. The Sub-Funds may only be promoted exclusively to persons who are sufficiently experienced and sophisticated to understand the risks involved in investing in such schemes, and who satisfy certain other criteria provided under Section 304, Section 305 or any other applicable provision of the SFA and the subsidiary legislation enacted thereunder. You should consider carefully whether the investment is suitable for you. Robeco Singapore Private Limited holds a capital markets services license for fund management issued by the MAS and is subject to certain clientele restrictions under such license.

Additional information for investors with residence or seat in Spain

Robeco Institutional Asset Management B.V., Sucursal en España with identification number W0032687F and having its registered office in Madrid at Calle Serrano 47-14^º, is registered with the Spanish Commercial Registry in Madrid, in volume 19.957, page 190, section 8, sheet M-351927 and with the National Securities Market Commission (CNMV) in the Official Register of branches of European investment services companies, under number 24. The investment funds or SICAV mentioned in this document are regulated by the corresponding authorities of their country of origin and are registered in the Special Registry of the CNMV of Foreign Collective Investment Institutions marketed in Spain.

Additional information for investors with residence or seat in South Africa

Robeco Institutional Asset Management B.V. is registered and regulated by the Financial Sector Conduct Authority in South Africa.

Additional information for investors with residence or seat in Switzerland

The Fund(s) are domiciled in Luxembourg. This document is exclusively distributed in Switzerland to qualified investors as defined in the Swiss Collective Investment Schemes Act (CISA). This material is distributed by Robeco Switzerland Ltd, postal address: Josefstrasse 218, 8005 Zurich. ACOLIN Fund Services AG, postal address: Leutschenbachstrasse 50, 8050 Zürich, acts as the Swiss representative of the Fund(s). UBS Switzerland AG, Bahnhofstrasse 45, 8001 Zurich, postal address: Europastrasse 2, P.O. Box, CH-8152 Opfikon, acts as the Swiss paying agent. The prospectus, the Key Information Documents (PRIIP), the articles of association, the annual and semi-annual reports of the Fund(s), as well as the list of the purchases and sales which the Fund(s) has undertaken during the financial year, may be obtained, on simple request and free of charge, at the office of the Swiss representative ACOLIN Fund Services AG. The prospectuses are also available via the website.

Additional information for investors with residence or seat in Taiwan

The Funds may be made available outside Taiwan for purchase outside Taiwan by Taiwan resident investors, but may not be offered or sold in Taiwan. The contents of this document have not been reviewed by any regulatory authority in Taiwan. If you are in any doubt about any of the contents of this document, you should obtain independent professional advice.

Additional information for investors with residence or seat in Thailand

The Prospectus has not been approved by the Securities and Exchange Commission which takes no responsibility for its contents. No offer to the public to purchase the Shares will be made in Thailand and the Prospectus is intended to be read by the addressee only and must not be passed to, issued to, or shown to the public generally.

Additional information for investors with residence or seat in the United Arab Emirates

Some Funds referred to in this marketing material have been registered with the UAE Securities and Commodities Authority ("the Authority"). Details of all Registered Funds can be found on the Authority's website. The Authority assumes no liability for the accuracy of the information set out in this material/document, nor for the failure of any persons engaged in the investment Fund in performing their duties and responsibilities.

Additional information for investors with residence or seat in the United Kingdom

This is a marketing communication. This information is provided by Robeco Institutional Asset Management UK Limited, 30 Fenchurch Street, Part Level 8, London EC3M 3BD registered in England no. 15362605. Robeco Institutional Asset Management UK Limited is authorised and regulated by the Financial Conduct Authority (FCA – Reference No: 1007814). It is provided for informational purposes only and does not constitute investment advice or an invitation to purchase any security or other investment. Subscriptions will only be received and shares issued on the basis of the current Prospectus, relevant Key Investor Information Document (KIID) and other supplementary information for the Fund. These can be obtained free of charge from Northern Trust Global Serviced Limited, 50 Bank Street, Canary Wharf, London E14 5NT or from our website www.robeco.com. This information is directed at Professional Clients only and is not intended for public use.

Additional information for investors with residence or seat in Uruguay

The sale of the Fund qualifies as a private placement pursuant to section 2 of Uruguayan law 18,627. The Fund must not be offered or sold to the public in Uruguay, except under circumstances which do not constitute a public offering or distribution under Uruguayan laws and regulations. The Fund is not and will not be registered with the Financial Services Superintendency of the Central Bank of Uruguay. The Fund corresponds to investment funds that are not investment funds regulated by Uruguayan law 16,774 dated 27 September 1996, as amended.

© Q1 2026 Robeco