

# Robeco High Yield Bonds BxH RMB

Solid solution for investing in corporate bonds with a subinvestment grade rating

**ASSET CLASS**

Bonds

**ISIN**

LU1089192303

**BENCHMARK**

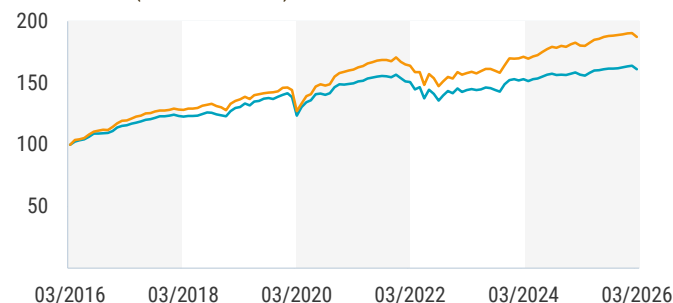
Bloomberg US Corporate High Yield + Pan Euro HY ex Financials 2.5% Issuer Cap

**INVESTMENT INVOLVES RISKS. The value of the Fund can be volatile and investors may not get back the full amount invested.**

- Robeco High Yield Bonds ("the Fund") invests primarily in bonds, asset-backed securities and similar fixed income securities with a sub-investment grade rating.
- The Fund may invest in financial derivative instruments and is subject to high leverage risk and risks of implementing active financial derivative instrument and currency positions not correlated with the underlying assets. The Fund may have a net leveraged exposure of more than 100% of its net asset value. This will further magnify any potential negative impact of any change in the value of the underlying asset on the Fund. Other risks associated with derivatives include substantial counterparty, liquidity and hedging risks, as well as higher volatility or even a total loss of the Fund's assets within a short period of time.
- The Fund invests in debt securities and is therefore subject to credit risk, interest rate risk, risk of investment in non-investment grade or unrated securities, valuation risk and risks associated with investments in debt instruments with loss-absorption features (including contingent convertible bonds). The Fund is also subject to currency risk, RMB currency risk, liquidity risk and counterparty risk.
- The Fund may engage in securities lending transactions which may involve the risk that the recipient may fail to return the lent securities on the agreed date or furnish the requested additional collateral if required. This could result in losses and negatively impact the Fund's net asset value.
- The Fund may, at its discretion, pay dividends out of capital. Distributions out of capital may result in an immediate reduction of the net asset value per share of the relevant class. Payment of dividends out of capital amounts to a return or withdrawal of part of an investor's original investment or from any capital gains attributable to that original investment.
- Investor should not invest in the Fund solely based on the information provided in this document and should read the offering documents for details (including the risk factors).

**Performance**
● Fund (FD) ● Benchmark (BM)

Indexed value (until 31/03/2026)



| Period        | Fund % | BM %  | Calendar year | Fund % | BM %   |
|---------------|--------|-------|---------------|--------|--------|
| 1 M           | -1.86  | -1.59 | 2025          | 4.10   | 5.57   |
| 3 M           | -1.10  | -1.03 | 2024          | 2.66   | 5.61   |
| YTD           | -1.10  | -1.03 | 2023          | 7.61   | 10.58  |
| 1 Year        | 2.70   | 3.91  | 2022          | -9.60  | -10.08 |
| 2 Years       | 2.59   | 4.59  | 2021          | 5.21   | 8.09   |
| 3 Years       | 3.70   | 5.82  |               |        |        |
| 5 Years       | 1.47   | 3.11  |               |        |        |
| 10 Years      | 4.89   | 6.49  |               |        |        |
| Since 07/2014 | 5.08   | 5.88  |               |        |        |

**Past performance is no guarantee of future results. The value of your investments may fluctuate.** Source: Robeco. All figures in RMB. Performance is shown as of the month end in share class currency on a NAV-to-NAV price basis with dividend reinvested, net of fees. Annualized for periods longer than one year, periods shorter than one year are cumulative. Due to a difference in measurement period between the fund and the benchmark, performance differences may arise. Benchmark performance displayed in denominated currency and for comparative purpose only. Indices are unmanaged, and one cannot invest directly in an index. They do not reflect any fees, expenses or sales charges. If the currency in which the past performance is displayed differs from the currency of the country in which you reside, then you should be aware that due to exchange rate fluctuations the performance shown may increase or decrease if converted into your local currency. Performance since inception is as of the first full month.

**TOTAL SIZE OF FUND**

CNH 36,993,450,652

**SIZE OF SHARE CLASS**

CNH 22,537,229

**SHARE CLASS CURRENCY**

RMB

**CLOSE FINANCIAL YEAR**

31/12

**DAILY TRADABLE**

Yes

**DIVIDEND PAYING**

Yes

**INCEPTION DATE**

24/07/2014

**MANAGEMENT COMPANY**

Robeco Institutional Asset Management B.V.

**About the fund**

Robeco High Yield Bonds is an actively managed fund that invests predominantly in bonds with a sub-investment grade rating, issued primarily by issuers from developed markets (Europe/US). The selection of these bonds is based on fundamental analysis. The fund's objective is to provide long-term capital growth. The portfolio is broadly diversified, with a structural bias towards the higher rated part in high yield. Performance drivers are the top-down beta positioning as well as bottom-up issuer selection. The fund aims to outperform the Benchmark (before charges) over the long run.

**Fund management**

Sander Bus, Christiaan Lever, Roeland Moraal, Daniel de Koning

**Fund price**

|                       |       |
|-----------------------|-------|
| 31/03/2026            | 80.54 |
| High YTD (19/02/2026) | 82.66 |
| Low YTD (27/03/2026)  | 80.12 |

**Fees**

|                 | %    |
|-----------------|------|
| Management fee  | 1.10 |
| Performance fee | None |
| Service fee     | 0.16 |

**Legal status**

|                 |          |
|-----------------|----------|
| Issue structure | Open-end |
| UCITS V         | Yes      |
| Share class     | BxH RMB  |

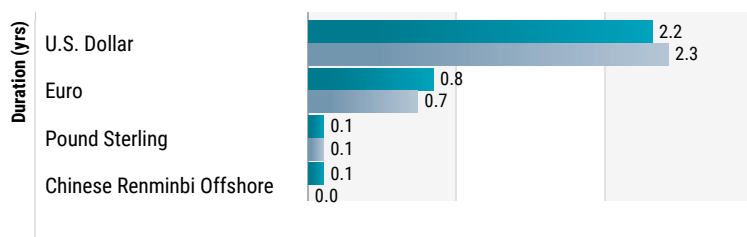
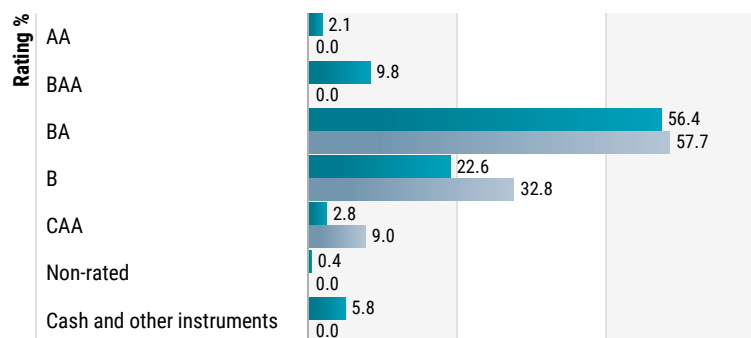
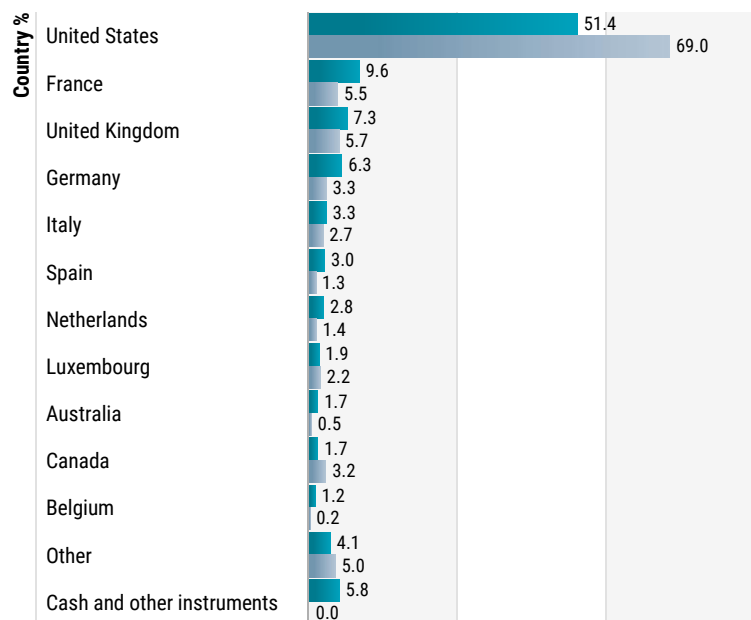
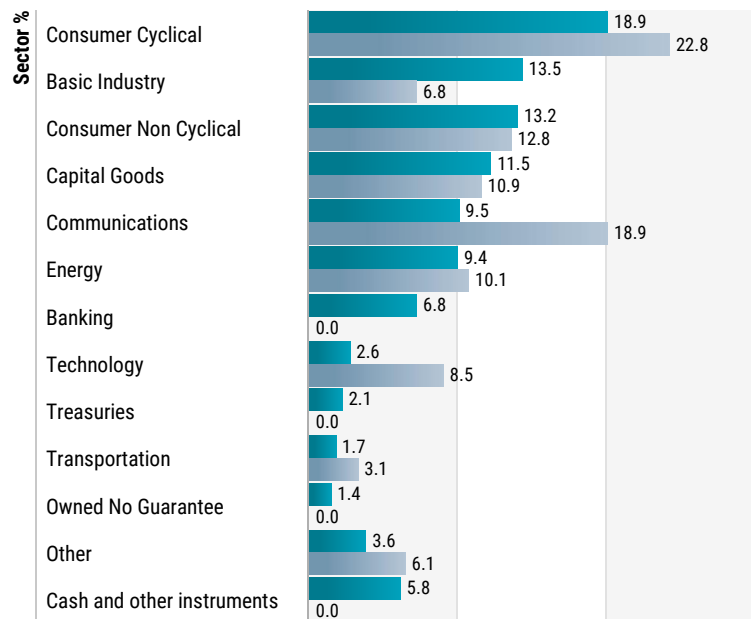
**Fund codes**

|           |              |
|-----------|--------------|
| ISIN      | LU1089192303 |
| Bloomberg | RHYBXHR LX   |
| Sedol     | BZ1C5H1      |
| WKN       | A2ALLA       |
| Valoren   | 24949897     |

Please refer to the offering documents for details on fees and charges.

# Robeco High Yield Bonds BxH RMB

- **Fund (FD):** Robeco High Yield Bonds BxH RMB
- **Benchmark (BM):** Bloomberg US Corporate High Yield + Pan Euro HY ex Financials 2.5% Issuer Cap



| Top 10 Largest Holdings                           | Sector            | %            |
|---|-------------------|--------------|
| ZF Europe Finance BV                              | Consumer Cyclical | 1.40         |
| Carnival Corp                                     | Consumer Cyclical | 1.28         |
| Olympus Water US Holding Corp                     | Basic Industry    | 1.24         |
| Celanese US Holdings LLC                          | Basic Industry    | 1.17         |
| Fortescue Treasury Pty Ltd                        | Basic Industry    | 1.16         |
| Albertsons Cos Inc / Safeway Inc / New Albertsons | Consumer Non      | 1.09         |
| CCO Holdings LLC / CCO Holdings Capital Corp      | Communications    | 1.08         |
| EMRLD Borrower LP / Emerald Co-Issuer Inc         | Capital Goods     | 1.05         |
| Graphic Packaging International LLC               | Basic Industry    | 1.01         |
| Crescent Energy Finance LLC                       | Energy            | 0.96         |
| <b>Total</b>                                      |                   | <b>11.44</b> |

| Characteristics                  | Fund    | BM     |
|----------------------------------|---------|--------|
| Rating                           | BA1/BA2 | BA3/B1 |
| Option Adjusted Duration (years) | 3.19    | 3.0    |
| Maturity (years)                 | 4.9     | 4.0    |

| Key risk figures        | 3 Yrs | 5 Yrs |
|-------------------------|-------|-------|
| Tracking Error Ex-post% | 0.96  | 1.14  |
| Information Ratio       | -0.81 | -0.27 |
| Alpha%                  | -0.38 | -0.26 |
| Beta                    | 0.89  | 0.92  |

Ratios are based on gross of fees returns.

**Past performance is no guarantee of future results. The value of your investments may fluctuate.**

Holdings are subject to change. This is not a buy, sell or hold recommendation for any particular security. The securities shown here are for illustrative purposes only to demonstrate the investment strategy on the date stated above. It cannot be guaranteed the same securities will be considered in the future. No reference can be made to the future development of the securities. The allocations shown are for illustrative purposes only. This is the current overview as of the date stated and not a guarantee of future developments. It should not be assumed that any investments in these allocations were or will be profitable. Due to rounding, the sum may not equal 100%.

## Robeco High Yield Bonds BxH RMB

### Fund manager's CV

Sander Bus is CIO and Portfolio Manager High Yield Bonds in the Credit team. He has been dedicated to High Yield at Robeco since 1998. Previously, Sander worked for two years as a Fixed Income Analyst at Rabobank where he started his career in the industry in 1996. He holds a Master's in Financial Economics from Erasmus University Rotterdam and he is a CFA® charterholder. Christiaan Lever is Portfolio Manager High Yield and Emerging Credits in the Credit team. Before assuming this role in 2016, he was Financial Risk Manager at Robeco, focusing on market risk, counterparty risk and liquidity risk within fixed Income markets. Christiaan has been active in the industry since 2010. He holds a Master's in Quantitative Finance and in Econometrics from Erasmus University Rotterdam and he is a CFA® Charterholder. Roeland Moraal is Head of Leveraged Finance and Portfolio Manager High Yield in the Credit team. Before assuming this role, he was Portfolio Manager in the Robeco Duration team and worked as an Analyst with the Institute for Research and Investment Services. Roeland started his career in the industry in 1997. He holds a Master's in Applied Mathematics from the University of Twente and a Master's in Law from Erasmus University Rotterdam. Daniel de Koning is Portfolio Manager High Yield in the Credit team. Prior to joining Robeco in 2020, he was Portfolio Manager High Yield at NN Investment Partners. Daniel started his career in 2011 at APG Asset Management, where he held roles of Credit Analyst and Portfolio Manager High Yield. He holds a Master's in Business Economics from the University of Amsterdam and he is a CFA® and CAIA® charterholder.

### Fiscal product treatment

The fund is established in Luxembourg and is subject to the Luxembourg tax laws and regulations. The fund is not liable to pay any corporation, income, dividend or capital gains tax in Luxembourg. The fund is subject to an annual subscription tax ('tax d'abonnement') in Luxembourg, which amounts to 0.05% of the net asset value of the fund. This tax is included in the net asset value of the fund. The fund can in principle use the Luxembourg treaty network to partially recover any withholding tax on its income.

### Bloomberg disclaimer

Bloomberg or Bloomberg's licensors own all proprietary rights in the Bloomberg Indices. Neither Bloomberg nor Bloomberg's licensors approves or endorses this material, or guarantees the accuracy or completeness of any information herein, or makes any warranty, express or implied, as to the results to be obtained therefrom and, to the maximum extent allowed by law, neither shall have any liability or responsibility for injury or damages arising in connection therewith.

### Russell disclaimer

Source: London Stock Exchange Group plc and its group undertakings (collectively, the "LSE Group"). © LSE Group 2025. FTSE Russell is a trading name of certain of the LSE Group companies. All rights in the FTSE Russell indexes or data vest in the relevant LSE Group company which owns the index or the data. Neither LSE Group nor its licensors accept any liability for any errors or omissions in the indexes or data and no party may rely on any indexes or data contained in this communication. No further distribution of data from the LSE Group is permitted without the relevant LSE Group company's express written consent. The LSE Group does not promote, sponsor or endorse the content of this communication.

### Dividend policy

This share class aims to distribute dividend on a monthly basis. The frequency of dividend distributions is an aim and not a guarantee. The Fund may, at their discretion, pay dividends out of capital or capital gains. Distributions out of capital may result in the reduction of an investor's original capital invested in the Fund or from any capital gains attributable to that original investment of the Fund. Also, any distributions involving the capital and/or capital gains may result in an immediate reduction of the net asset value per share of the relevant class. Payment of dividends out of capital amounts to a return or withdrawal of part of an investor's original investment or from any capital gains attributable to that original investment.

## Robeco High Yield Bonds BxH RMB

### **Important Information**

Unless stated otherwise, Source: Robeco. Performance is shown as of the month end in share class currency on a NAV-to-NAV price basis with dividend reinvested, net of fees.

**Investment involves risks. Past performance is not indicative of future performance.** The value of investments may fluctuate. This document is for information only and does not constitute any investment advice or an offer or solicitation to buy or sell in any securities or to adopt any investment strategy. Investors should not base their investment decisions solely on the information provided in this document and are advised to seek independent advice (including advice on tax implications) before making any investment decisions. Investors should ensure they fully understand the risks associated with the Fund and should also consider their own investment objectives and risk tolerance level. Please refer to the relevant offering documents, including the Prospectus, Hong Kong Offering Document and the Key Facts Statement of the Fund, for further details including the risk factors. The investment returns are denominated in stated currency, which may be a foreign currency other than USD and HKD ("other foreign currency"). US/HK dollar-based investors are therefore exposed to fluctuations in the US/HK dollar / other foreign currency exchange rate. No assurance can be given that the investment objective of any investment products will be achieved. All data, estimates, opinions and other information provided are as of the date shown above and may change as market conditions evolve, and are subject to change without notice. Robeco accepts no liability for any direct, indirect, or consequential loss arising from the use of this document or any comments, opinions, or estimates contained herein.

Where a reference is made to the frequency of dividend distributions, this frequency is an aim and not a guarantee. Dividend yield is not guaranteed and is not indicative of the return of the Fund. The Fund may, at their discretion, pay dividends out of capital or capital gains. Distributions out of capital may result in the reduction of an investor's original capital invested in the Fund or from any capital gains attributable to that original investment of the Fund. Also, any distributions involving the capital and/or capital gains may result in an immediate reduction of the net asset value per share of the relevant class. Payment of dividends out of capital amounts to a return or withdrawal of part of an investor's original investment or from any capital gains attributable to that original investment. Please refer to Composition of the dividend payments document available at [www.robeco.com.hk](http://www.robeco.com.hk) for details, including the explanatory notes.

Where applicable, investors holding accumulation shares of the Fund will not receive any distributions. Instead, the income due to them will be automatically reinvested and added to the Fund and will thus contribute to a further increase in the value of the total net assets.

Materials in this document may not be reproduced, distributed, or published without prior written permission from Robeco.

This document is issued by Robeco Hong Kong Limited and has not been reviewed by the Securities and Futures Commission of Hong Kong.