

Robeco BP Global Premium Equities D USD

Global value approach with focus on 'characteristics that work': Valuation, Fundamentals and Momentum

ASSET CLASS

Equities

ISIN

LU0951559797

BENCHMARK

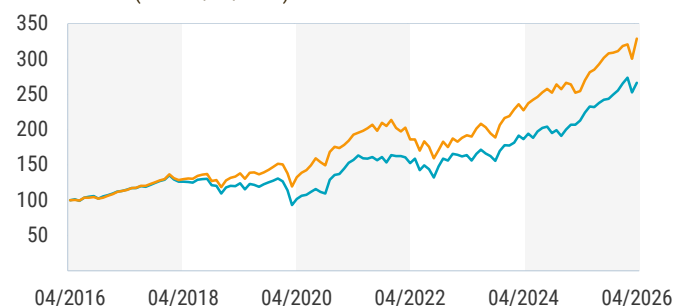
MSCI World Index (Net Return, USD)

INVESTMENT INVOLVES RISKS. The value of the Fund can be volatile and investors may not get back the full amount invested.

- Robeco BP Global Premium Equities ("the Fund") invests primarily in equities of companies all over the world.
- The Fund is subject to market risk, risk relating to small- and/or mid-capped companies, currency risk and risk of use of financial derivative instruments.
- The Fund may engage in securities lending transactions which may involve the risk that the recipient may fail to return the lent securities on the agreed date or furnish the requested additional collateral if required. This could result in losses and negatively impact the Fund's net asset value.
- Investor should not invest in the Fund solely based on the information provided in this document and should read the offering documents for details (including the risk factors).

Performance
● Fund (FD) ● Benchmark (BM)

Indexed value (until 30/04/2026)



Period	Fund %	BM %	Calendar year	Fund %	BM %
1 M	5.45	9.59	2025	33.70	21.09
3 M	0.35	3.36	2024	7.22	18.67
YTD	4.37	5.68	2023	13.95	23.79
1 Year	25.15	29.16	2022	-4.51	-18.14
2 Years	19.58	20.36	2021	20.46	21.82
3 Years	17.63	19.70			
5 Years	11.15	11.29			
10 Years	10.30	12.65			
Since 07/2013	9.50	11.15			

Past performance is no guarantee of future results. The value of your investments may fluctuate. Source: Robeco. All figures in USD. Performance is shown as of the month end in share class currency on a NAV-to-NAV price basis with dividend reinvested, net of fees. Annualized for periods longer than one year, periods shorter than one year are cumulative. Due to a difference in measurement period between the fund and the benchmark, performance differences may arise. Benchmark performance displayed in denominated currency and for comparative purpose only. Indices are unmanaged, and one cannot invest directly in an index. They do not reflect any fees, expenses or sales charges. If the currency in which the past performance is displayed differs from the currency of the country in which you reside, then you should be aware that due to exchange rate fluctuations the performance shown may increase or decrease if converted into your local currency. Performance since inception is as of the first full month.

TOTAL SIZE OF FUND

USD 9,073,898,515

SIZE OF SHARE CLASS

USD 513,128,092

SHARE CLASS CURRENCY

USD

CLOSE FINANCIAL YEAR

31/12

DAILY TRADABLE

Yes

DIVIDEND PAYING

No

INCEPTION DATE

16/07/2013

MANAGEMENT COMPANY

Robeco Institutional Asset Management B.V.

About the fund

Robeco BP Global Premium Equities is an actively managed, unconstrained global all cap value fund. The selection of these stocks is based on fundamental analysis. The fund focuses on attractively valued companies with compelling fundamentals and improving business momentum, regardless of market capitalization, region or sector. The reference to "BP" in the name of the Fund is to the Portfolio Manager, Boston Partners Global Investors, Inc..

Fund management

Christopher Hart CFA, Joshua Jones CFA, Soyoun Song

Fund price

30/04/2026	315.43
High YTD (26/02/2026)	328.85
Low YTD (20/03/2026)	297.62

Fees

	%
Management fee	1.25
Performance fee	None
Service fee	0.16

Legal status

Issue structure	Open-end
UCITS V	Yes
Share class	D USD

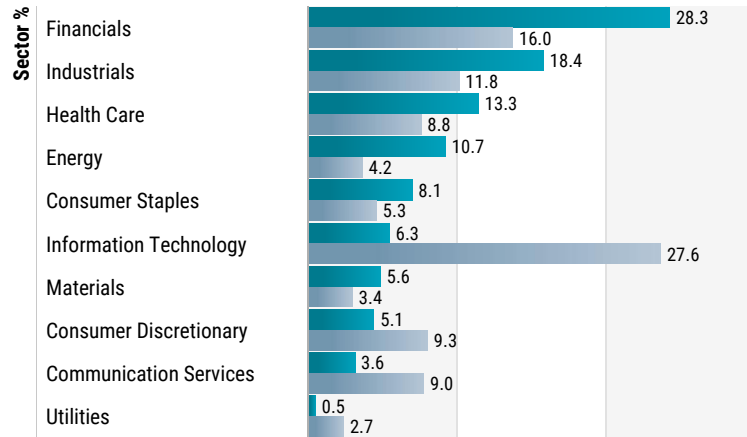
Fund codes

ISIN	LU0951559797
Bloomberg	REMCDFU LX
Sedol	BZ1C559
WKN	A1133R
Valoren	21815311

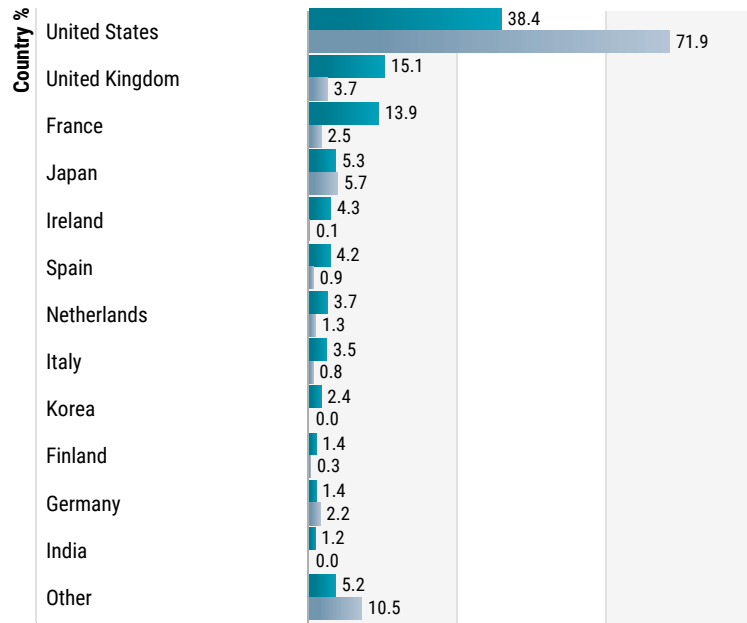
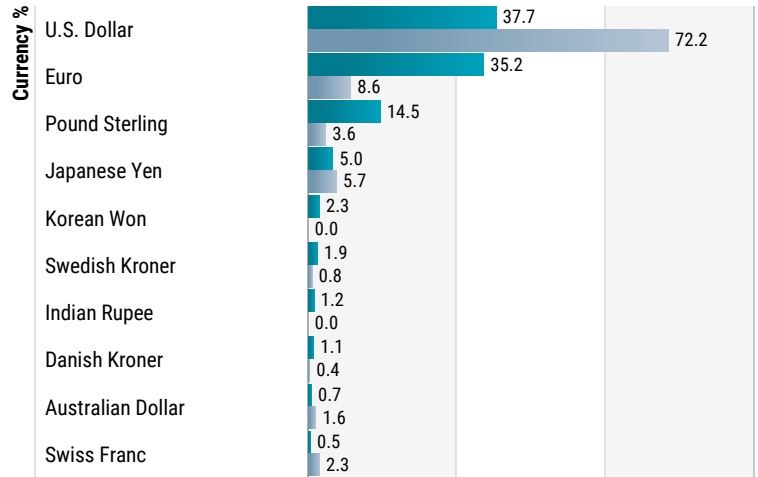
Please refer to the offering documents for details on fees and charges.

Robeco BP Global Premium Equities D USD

- **Fund (FD):** Robeco BP Global Premium Equities D USD
- **Benchmark (BM):** MSCI World Index (Net Return, USD)



Sectors classified according to the Global Industry Classification Standard ("GICS")



Top 10 largest holdings	Sector	%
Rexel SA	Industrials	1.66
CRH PLC	Materials	1.65
Vallourec SACA	Energy	1.58
NatWest Group PLC	Financials	1.54
Renesas Electronics Corp	Information Technology	1.53
Banco Bilbao Vizcaya Argentaria SA	Financials	1.51
Nordea Bank Abp	Financials	1.45
SPIE SA	Industrials	1.44
ING Groep NV	Financials	1.41
AIB Group PLC	Financials	1.38
Total		15.15

Key risk figures	3 Yrs	5 Yrs
Tracking Error Ex-post%	7.65	8.55
Information Ratio	-0.05	0.17
Alpha%	1.66	2.65
Beta	0.87	0.84

Ratios are based on gross of fees returns.

Top 10/20/30 weights	%	Asset allocation	%
Top 10	15.15	Equity	95.4
Top 20	27.64	Cash	4.6
Top 30	38.50		

Past performance is no guarantee of future results. The value of your investments may fluctuate.

Holdings are subject to change. This is not a buy, sell or hold recommendation for any particular security. The securities shown here are for illustrative purposes only to demonstrate the investment strategy on the date stated above. It cannot be guaranteed the same securities will be considered in the future. No reference can be made to the future development of the securities. The allocations shown are for illustrative purposes only. This is the current overview as of the date stated and not a guarantee of future developments. It should not be assumed that any investments in these allocations were or will be profitable. Due to rounding, the sum may not equal 100%.

Robeco BP Global Premium Equities D USD

Fund manager's CV

Mr. Jones is a Portfolio Manager of the Boston Partners Global Equity, Boston Partners Global Long/Short Equity, and Boston Partners International Equity strategies, with primary responsibility for managing the firm's International Equity and Global Long/Short Equity offerings. Prior to this role, he was a research analyst specializing in the energy and metals and mining sectors of the equity market and was a global generalist. Mr. Jones joined the firm in January 2006 from Cambridge Associates where he was a consulting associate focused on hedge fund clients. He holds a B.A. in Economics from Bowdoin College and the Chartered Financial Analyst® designation. Mr. Jones began his career in the investment industry in 2004. Mr. Hart is a Portfolio Manager of the Boston Partners Global Equity and Boston Partners International Equity strategies, with primary responsibility for managing the firm's Global Equity long portfolios. Prior to this, he was the portfolio manager of the Boston Partners International Small Cap Value product and, before that, an assistant portfolio manager of the Boston Partners Small Cap Value products for three years. Previously, he was a research analyst specializing in the conglomerates, engineering and construction, building, machinery, aerospace & defense, and REITs sectors of the equity market. He joined the firm in July 2002 from Fidelity Investments where he was a research analyst. Mr. Hart holds a B.S. in Finance with a concentration in Corporate Finance from Clemson University and the Chartered Financial Analyst® designation. Mr. Hart began his career in the investment industry in 1991. Mr. Song is an Assistant Portfolio Manager of the Boston Partners Global Equity and Boston Partners International Equity strategies as well as the lead Portfolio Manager of the Boston Partners Global Sustainability strategy. He also serves as an equity analyst, specializing in developed non-U.S. industrials, materials, and transportation sectors of the equity market. Before joining Boston Partners in April 2019, he was a managing director at ThornTree Capital with responsibility for its global industrials long/short portfolio. Prior to that, Mr. Song was a managing director at Bain Capital's Brookside Fund where he co-managed its global industrials long/short portfolio. He began his investing career at Bain Capital in its North American private equity practice. Before transitioning to a career in investments, he was a consultant at McKinsey & Company. Mr. Song earned an M.B.A. from Harvard Business School, an M.Sc. in Clinical Medicine from Oxford University, and an A.B. in Biochemical Sciences from Harvard College, where he graduated summa cum laude. Mr. Song began his career in the investment industry in 2005.

Fiscal product treatment

The fund is established in Luxembourg and is subject to the Luxembourg tax laws and regulations. The fund is not liable to pay any corporation, income, dividend or capital gains tax in Luxembourg. The fund is subject to an annual subscription tax ('tax d'abonnement') in Luxembourg, which amounts to 0.05% of the net asset value of the fund. This tax is included in the net asset value of the fund. The fund can in principle use the Luxembourg treaty network to partially recover any withholding tax on its income.

MSCI disclaimer

Source MSCI. MSCI makes no express or implied warranties or representations and shall have no liability whatsoever with respect to any MSCI data contained herein. The MSCI data may not be further redistributed or used as a basis for other indices or any securities or financial products. This report is not approved, endorsed, reviewed or produced by MSCI. None of the MSCI data is intended to constitute investment advice or a recommendation to make (or refrain from making) any kind of investment decision and may not be relied on as such.

Bloomberg disclaimer

Bloomberg or Bloomberg's licensors own all proprietary rights in the Bloomberg Indices. Neither Bloomberg nor Bloomberg's licensors approves or endorses this material, or guarantees the accuracy or completeness of any information herein, or makes any warranty, express or implied, as to the results to be obtained therefrom and, to the maximum extent allowed by law, neither shall have any liability or responsibility for injury or damages arising in connection therewith.

Russell disclaimer

Source: London Stock Exchange Group plc and its group undertakings (collectively, the "LSE Group"). © LSE Group 2025. FTSE Russell is a trading name of certain of the LSE Group companies. All rights in the FTSE Russell indexes or data vest in the relevant LSE Group company which owns the index or the data. Neither LSE Group nor its licensors accept any liability for any errors or omissions in the indexes or data and no party may rely on any indexes or data contained in this communication. No further distribution of data from the LSE Group is permitted without the relevant LSE Group company's express written consent. The LSE Group does not promote, sponsor or endorse the content of this communication.

Dividend policy

The fund aims to achieve optimum return on investments within predetermined risk limits. There is no active dividend policy.

GICS disclaimer

The Global Industry Classification Standard ("GICS") was developed by and is the exclusive property and a service mark of MSCI Inc. ("MSCI") and S&P Global Market Intelligence ("S&P") and is licensed for use by Robeco. Neither MSCI, S&P, nor any other party involved in making or compiling the GICS or any GICS classifications makes any express or implied warranties or representations with respect to such standard or classification (or the results to be obtained by the use thereof), and all such parties hereby expressly disclaim all warranties of originality, accuracy, completeness, merchantability and fitness for a particular purpose with respect to any of such standard or classification. Without limiting any of the foregoing, in no event shall MSCI, S&P, any of their affiliates or any third party involved in making or compiling the GICS or any GICS classifications have any liability for any direct, indirect, special, punitive, consequential or any other damages (including lost profits) even if notified of the possibility of such damages.

Robeco BP Global Premium Equities D USD

Important Information

Unless stated otherwise, Source: Robeco. Performance is shown as of the month end in share class currency on a NAV-to-NAV price basis with dividend reinvested, net of fees.

Investment involves risks. Past performance is not indicative of future performance. The value of investments may fluctuate. This document is for information only and does not constitute any investment advice or an offer or solicitation to buy or sell in any securities or to adopt any investment strategy. Investors should not base their investment decisions solely on the information provided in this document and are advised to seek independent advice (including advice on tax implications) before making any investment decisions. Investors should ensure they fully understand the risks associated with the Fund and should also consider their own investment objectives and risk tolerance level. Please refer to the relevant offering documents, including the Prospectus, Hong Kong Offering Document and the Key Facts Statement of the Fund, for further details including the risk factors. The investment returns are denominated in stated currency, which may be a foreign currency other than USD and HKD ("other foreign currency"). US/HK dollar-based investors are therefore exposed to fluctuations in the US/HK dollar / other foreign currency exchange rate. No assurance can be given that the investment objective of any investment products will be achieved. All data, estimates, opinions and other information provided are as of the date shown above and may change as market conditions evolve, and are subject to change without notice. Robeco accepts no liability for any direct, indirect, or consequential loss arising from the use of this document or any comments, opinions, or estimates contained herein.

Where a reference is made to the frequency of dividend distributions, this frequency is an aim and not a guarantee. Dividend yield is not guaranteed and is not indicative of the return of the Fund. The Fund may, at their discretion, pay dividends out of capital or capital gains. Distributions out of capital may result in the reduction of an investor's original capital invested in the Fund or from any capital gains attributable to that original investment of the Fund. Also, any distributions involving the capital and/or capital gains may result in an immediate reduction of the net asset value per share of the relevant class. Payment of dividends out of capital amounts to a return or withdrawal of part of an investor's original investment or from any capital gains attributable to that original investment. Please refer to Composition of the dividend payments document available at www.robeco.com.hk for details, including the explanatory notes.

Where applicable, investors holding accumulation shares of the Fund will not receive any distributions. Instead, the income due to them will be automatically reinvested and added to the Fund and will thus contribute to a further increase in the value of the total net assets.

Materials in this document may not be reproduced, distributed, or published without prior written permission from Robeco.

This document is issued by Robeco Hong Kong Limited and has not been reviewed by the Securities and Futures Commission of Hong Kong.