

Robeco Global Stars Equities DL SGD

High conviction in the most attractive companies around the world

ASSET CLASS

Equities

ISIN

LU3106451688

BENCHMARK

MSCI World Index (Net Return, SGD)

The performance data for this fund is either unavailable or restricted by the MIFID legislation, which prevents us from reporting performance data for funds with less than a 12-month track record.

Past performance is no guarantee of future results. The value of your investments may fluctuate. Source: Robeco. All figures in SGD. FD¹: Performance shown is on a NAV-to-NAV basis in the denominated currency on the assumption that distributions are reinvested, as applicable. FD²: Performance shown is on a NAV-to-NAV basis in the denominated currency on the assumption that distributions are reinvested, as applicable. A preliminary charge of up to 3.0% may or may not be deducted from the subscription amount depending on the distributor from whom you had purchased shares, as such this may not represent actual performance returns. Due to a difference in measurement period between the fund and the benchmark, performance differences may arise. For further info, see last page. If the currency in which the past performance is displayed differs from the currency of the country in which you reside, then you should be aware that due to exchange rate fluctuations the performance shown may increase or decrease if converted into your local currency. Performance since inception is as of the first full month.

TOTAL SIZE OF FUND

SGD 3,461,647,888

SIZE OF SHARE CLASS

SGD 41,914

SHARE CLASS CURRENCY

SGD

CLOSE FINANCIAL YEAR

31/12

DAILY TRADABLE

Yes

DIVIDEND PAYING

No

INCEPTION DATE

22/07/2025

MANAGEMENT COMPANY

Robeco Institutional Asset Management B.V.

About the fund

Robeco Global Stars Equities is an actively managed Sub fund that invests in stocks in developed countries across the world. The selection of these stocks is based on fundamental analysis. The fund's objective is to achieve a better return than the benchmark. The fund has a concentrated portfolio of stocks with the highest potential growth which are selected on the basis of high free cash flow, an attractive return on invested capital and a constructive sustainability profile. The fund aims at selecting stocks with relatively low environmental footprints compared to stocks with high environmental footprints.

Fund management

Michiel Plakman CFA, Chris Berkouwer, Yanxin Liu

Fund price

| | |
|-----------------------|--------|
| 30/04/2026 | 111.84 |
| High YTD (24/04/2026) | 112.64 |
| Low YTD (30/03/2026) | 100.28 |

Fees

| | |
|---------------------------|------|
| | % |
| Management fee | 1.50 |
| Performance fee | None |
| Subscription charge (Max) | 3.00 |
| Service fee | 0.16 |

Legal status

| | |
|-----------------|----------|
| Issue structure | Open-end |
| UCITS V | Yes |
| Share class | DL SGD |

Fund codes

| | |
|-----------|--------------|
| ISIN | LU3106451688 |
| Bloomberg | ROGSEDL LX |
| Valoren | 146772140 |

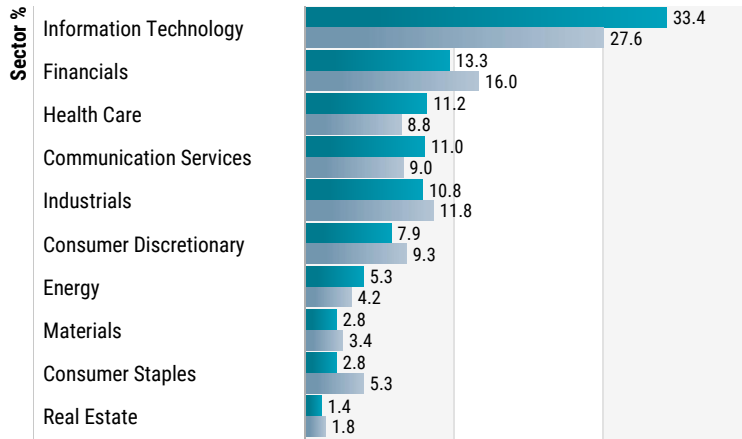
The fees and charges are not stated exhaustively, and prospective investors should refer to the offering documents of the fund for more information.

Key risks

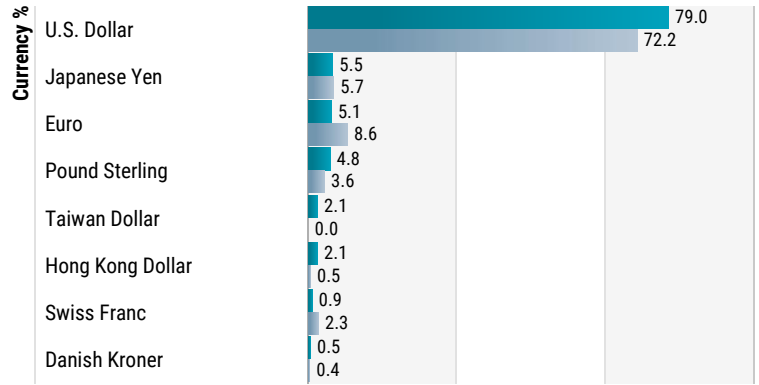
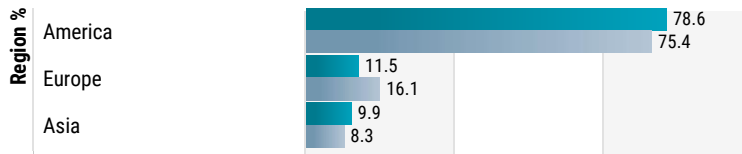
- The fund may use financial derivatives.
- A (derivative) counterparty may fail to fulfil its obligations. Counterparty risk is reduced by exchanging collateral.
- The fund invests in assets that could become less liquid in certain market conditions, which may affect their value.
- This fund promotes ESG characteristics, but does not have sustainable investing as its objective. Sustainability risks are integrated in the investment decisions and may impact returns.

Robeco Global Stars Equities DL SGD

- **Fund (FD):** Robeco Global Stars Equities DL SGD
- **Benchmark (BM):** MSCI World Index (Net Return, SGD)



Sectors classified according to the Global Industry Classification Standard ("GICS")



| Top 10 largest holdings | Sector | % |
|-------------------------|------------------------|--------------|
| NVIDIA Corp | Information Technology | 6.62 |
| Alphabet Inc (Class A) | Communication Services | 6.47 |
| Apple Inc | Information Technology | 4.80 |
| Broadcom Inc | Information Technology | 3.36 |
| Microsoft Corp | Information Technology | 3.32 |
| Amazon.com Inc | Consumer Discretionary | 2.90 |
| Cheniere Energy Inc | Energy | 2.67 |
| SLB Ltd | Energy | 2.62 |
| AstraZeneca PLC | Health Care | 2.38 |
| Siemens Energy AG | Industrials | 2.26 |
| Total | | 37.41 |

| Top 10/20/30 weights | % | Asset allocation | % |
|----------------------|-------|------------------|------|
| Top 10 | 37.41 | Equity | 97.0 |
| Top 20 | 55.87 | Cash | 3.0 |
| Top 30 | 70.37 | | |

Past performance is no guarantee of future results. The value of your investments may fluctuate.

Holdings are subject to change. This is not a buy, sell or hold recommendation for any particular security. The securities shown here are for illustrative purposes only to demonstrate the investment strategy on the date stated above. It cannot be guaranteed the same securities will be considered in the future. No reference can be made to the future development of the securities. The allocations shown are for illustrative purposes only. This is the current overview as of the date stated and not a guarantee of future developments. It should not be assumed that any investments in these allocations were or will be profitable. Due to rounding, the sum may not equal 100%.

Robeco Global Stars Equities DL SGD

Fund manager's CV

Michiel Plakman is Portfolio Manager and Co-Head of Robeco's Global Equity team. He is Lead Portfolio Manager Global Stars Equities and Portfolio Manager Global Engagement Equities. He is responsible for fundamental global equities with a focus on companies in information technology, real estate, communication services and portfolio construction. Before starting this role since 2009, Michiel was responsible for managing the Robeco IT Equities fund within the TMT team. Prior to joining Robeco in 1999, he worked as a Portfolio Manager Japan at Achmea Global Investors (PVF Pensioenen). From 1995 to 1996 he was Portfolio Manager European Equities at KPN Pension Fund. Michiel holds a Master's in Econometrics from Vrije Universiteit Amsterdam and is a CFA® Charterholder. Chris Berkouwer is Portfolio Manager and member of the Global Equity team. He has a focus on the low-carbon transition and on companies in the energy, materials and industrials sectors. He is also Deputy Lead Portfolio Manager Global Stars Equities. He is responsible for fundamental global equities, as well as portfolio construction. Prior to joining Robeco in 2010, he worked as an analyst for The Hague Centre for Strategic Studies. He conducted country, industry and company research for various equity teams before joining the Global Equity team. Chris holds a Master's in Business Administration and International Public Management from the Erasmus University Rotterdam and is a CFA® Charterholder. Yanxin Liu is Portfolio Manager and member of the Global Equity team. She is also Deputy Lead Portfolio Manager Global Stars Equities. She has a focus on information technology. She is responsible for fundamental global equities as well as portfolio construction. Yanxin spent 11 years with our Emerging Markets Equity team, prior to joining the Global Equity team in 2022. Within the Emerging Markets team her focus was on all sectors in Greater China. Prior to that, Yanxin worked for DSM Pension Services in the Netherlands as an analyst focusing on US large-cap equities. Yanxin has a Master's in Finance from the Erasmus University Rotterdam and a Bachelor's in Financial Accounting from Nankai University in Tianjin, China. She became a CFA® Charterholder in 2015 and is a native Mandarin speaker.

Fiscal product treatment

The fund is established in Luxembourg and is subject to the Luxembourg tax laws and regulations. The fund is not liable to pay any corporation, income, dividend or capital gains tax in Luxembourg. The fund is subject to an annual subscription tax ('tax d'abonnement') in Luxembourg, which amounts to 0.05% of the net asset value of the fund. This tax is included in the net asset value of the fund. The fund can in principle use the Luxembourg treaty network to partially recover any withholding tax on its income.

MSCI disclaimer

Source MSCI. MSCI makes no express or implied warranties or representations and shall have no liability whatsoever with respect to any MSCI data contained herein. The MSCI data may not be further redistributed or used as a basis for other indices or any securities or financial products. This report is not approved, endorsed, reviewed or produced by MSCI. None of the MSCI data is intended to constitute investment advice or a recommendation to make (or refrain from making) any kind of investment decision and may not be relied on as such.

Bloomberg disclaimer

Bloomberg or Bloomberg's licensors own all proprietary rights in the Bloomberg Indices. Neither Bloomberg nor Bloomberg's licensors approves or endorses this material, or guarantees the accuracy or completeness of any information herein, or makes any warranty, express or implied, as to the results to be obtained therefrom and, to the maximum extent allowed by law, neither shall have any liability or responsibility for injury or damages arising in connection therewith.

Russell disclaimer

Source: London Stock Exchange Group plc and its group undertakings (collectively, the "LSE Group"). © LSE Group 2025. FTSE Russell is a trading name of certain of the LSE Group companies. All rights in the FTSE Russell indexes or data vest in the relevant LSE Group company which owns the index or the data. Neither LSE Group nor its licensors accept any liability for any errors or omissions in the indexes or data and no party may rely on any indexes or data contained in this communication. No further distribution of data from the LSE Group is permitted without the relevant LSE Group company's express written consent. The LSE Group does not promote, sponsor or endorse the content of this communication.

Dividend policy

The fund does not distribute dividend. The fund retains any income that is earned and so its entire performance is reflected in its share price.

GICS disclaimer

The Global Industry Classification Standard ("GICS") was developed by and is the exclusive property and a service mark of MSCI Inc. ("MSCI") and S&P Global Market Intelligence ("S&P") and is licensed for use by Robeco. Neither MSCI, S&P, nor any other party involved in making or compiling the GICS or any GICS classifications makes any express or implied warranties or representations with respect to such standard or classification (or the results to be obtained by the use thereof), and all such parties hereby expressly disclaim all warranties of originality, accuracy, completeness, merchantability and fitness for a particular purpose with respect to any of such standard or classification. Without limiting any of the foregoing, in no event shall MSCI, S&P, any of their affiliates or any third party involved in making or compiling the GICS or any GICS classifications have any liability for any direct, indirect, special, punitive, consequential or any other damages (including lost profits) even if notified of the possibility of such damages.

Robeco Global Stars Equities DL SGD

Important Information

Unless otherwise specified, Source: Robeco.

This document is prepared by Robeco Singapore Private Limited ("Robeco Singapore"). Please note that this document has not been reviewed by the Monetary Authority of Singapore ("MAS").

The information given here should not be considered an offer, or solicitation, to deal in any capital markets products (including collective investment schemes). The information is provided on a general basis for information purposes only and should not be relied on as advice or construed as a recommendation for investment as it does not consider the specific investment objectives, financial situation or particular needs of any specific person. Any information stated herein may be changed at any time without prior notice.

The Robeco Capital Growth Funds is an umbrella fund comprising various sub-funds, including the sub-fund referred to in this document (the "Fund"). The Fund is a collective investment schemes recognised under Section 287 of the Securities and Futures Act 2001. The prospectus and product highlights sheet of the Fund have been lodged with the MAS. Please note that the Fund may use or invest in financial derivative instruments and the net asset value of the Fund may be subject to higher volatility due to its investment policies or portfolio management techniques.

The investment decision is your responsibility. Before making an investment decision, you should read the prospectus and product highlights sheet of the Fund, which are available and may be obtained from Robeco Singapore or our appointed distributors. You should also consider your own investment objectives and risk tolerance level and seek advice from a financial adviser on whether an investment in the Fund is suitable for you and how it is consistent with your investment objectives and risk tolerance levels.

You should note that you are not permitted to subscribe for shares in the Fund through Robeco Singapore. You should ensure that any subscription for shares in the Fund is made only through duly licensed and authorised distributors in Singapore. Robeco Singapore does not accept subscription applications and shall not be held responsible for any subscriptions made outside of these authorised channels.

Past performance or any prediction, projection or forecast is not indicative of future performance. The value of your investments and income from them (if any) may fall or rise. Investments in the Fund may be affected by various factors such as movements in the price of its underlying investments or fluctuations in exchange rates and are subject to risks, including possible loss of the entire amount invested.

The performance of the Fund shown is calculated on a NAV-to-NAV basis (taking into account any subscription fee in the denominated currency) and also on the assumption that all dividends and distributions are reinvested (taking into account all charges which would have been payable upon such reinvestment), as applicable. Please note that the subscription fee charged may also differ depending on the distributor from whom you had subscribed for shares from and thus may deviate from the performance shown herein. If applicable, where a fund is constituted for less than 12 months, the fund's performance is calculated for the period commencing from the inception of the fund and is not annualised.

Please note that no assurance can be given that the investment objective of the Fund will be achieved and no representation or promise as to the performance of the Fund has been made. The contents of this material are based on sources believed to be reliable, but due to the nature of information technology delivery and the necessity of using multiple data sources, including third party content, their accuracy is not guaranteed. While reasonable care has been taken to ensure that the information provided herein is accurate as at the relevant date shown, Robeco Singapore does not give any warranty or representation, whether express or implied, and such information is subject to change without prior notice. Any opinions stated herein may differ from those of other Robeco investment professionals. Robeco Singapore accepts no liability for any direct, indirect, or consequential loss arising from the use of any material or information contained herein. The information in this document may not be reproduced, distributed, or published without prior written consent from Robeco Singapore.

The dividend yield of the Fund stated herein is not guaranteed and subject to the discretion of the manager to make dividend payments in respect of the Fund. Past payout yields and payments do not represent future payout yields and payments of the Fund. The yield figure is for reference only. Dividends may be paid out of only distributable income, only capital, or both. Distributions out of capital may result in the reduction of an investor's original capital invested in the Fund or from any capital gains attributable to that original investment of the Fund. Also, any distribution made is expected to result in an immediate reduction of the net asset value per share of the relevant class. Payment of dividends out of capital amounts to a return or withdrawal of part of an investor's original investment, or from any capital gains attributable to that original investment.

Investors holding accumulation shares will not receive any distributions. Instead, the income due to them will be automatically reinvested and added to the Fund and will thus contribute to a further increase in the total net asset value of the Fund.

About Robeco Singapore

Robeco Singapore (UEN: 201541306Z) holds a capital markets services licence for fund management issued by the MAS and is subject to certain clientele restrictions under such licence. Robeco Singapore is also an exempt financial adviser advising on collective investment schemes. Robeco Singapore has also been appointed as the Singapore representative of the Fund. Robeco Singapore's principal place of business is at 7 Straits View, #08-05 Marina One East Tower, Singapore 018936.