

Robeco Emerging Stars Equities DL HKD

Investing in emerging economies based on top-down country analysis and bottom-up stock selection

ASSET CLASS	ISIN	BENCHMARK
Equities	LU3106452736	MSCI Emerging Markets Index (Net Return, HKD)

INVESTMENT INVOLVES RISKS. The value of the Fund can be volatile and investors may not get back the full amount invested.

- Robeco Emerging Stars Equities (the "Fund") primarily invests in equities of companies incorporated in, or predominantly operating in, emerging countries. The Fund may invest in any sector, currency and company size.
- Investments in emerging and less developed markets may involve additional risks such as legal uncertainty, social, political and economic instability, currency control and account and taxation issues etc.
- The Fund is subject to equity investment risk, market risk, concentration risk, currency risk, Chinese A share risk, risk relating to ChiNext market and/or the STAR Board, risk of investing in financial derivative instruments and liquidity risk.
- The Fund may engage in securities lending transactions which may involve the risk that the recipient may fail to return the lent securities on the agreed date or furnish the requested additional collateral if required. This could result in losses and negatively impact the Fund's net asset value.
- Investor should not invest in the Fund solely based on the information provided in this document and should read the offering documents for details (including the risk factors).

The performance data for this fund is either unavailable or restricted by the MIFID legislation, which prevents us from reporting performance data for funds with less than a 12-month track record.

Past performance is no guarantee of future results. The value of your investments may fluctuate. Source: Robeco. All figures in HKD. Performance is shown as of the month end in share class currency on a NAV-to-NAV price basis with dividend reinvested, net of fees. Annualized for periods longer than one year, periods shorter than one year are cumulative. Due to a difference in measurement period between the fund and the benchmark, performance differences may arise. Benchmark performance displayed in denominated currency and for comparative purpose only. Indices are unmanaged, and one cannot invest directly in an index. They do not reflect any fees, expenses or sales charges. If the currency in which the past performance is displayed differs from the currency of the country in which you reside, then you should be aware that due to exchange rate fluctuations the performance shown may increase or decrease if converted into your local currency. Performance since inception is as of the first full month.

TOTAL SIZE OF FUND	SIZE OF SHARE CLASS	SHARE CLASS CURRENCY	CLOSE FINANCIAL YEAR
HKD 32,009,798,210	HKD 279,676	HKD	31/12
DAILY TRADABLE	DIVIDEND PAYING	INCEPTION DATE	MANAGEMENT COMPANY
Yes	No	22/07/2025	Robeco Institutional Asset Management B.V.

About the fund

Robeco Emerging Stars Equities is an actively managed fund that invests in emerging countries equities all over world. The selection of these shares is based on a fundamental analysis. The fund's objective is to achieve a better return than the benchmark. The fund selects investments based on a combination of top-down country analysis and bottom-up stock selection. We focus on companies that have both a healthy and solid business model growth prospects as a reasonable valuation. The fund has a focused, concentrated portfolio with a small number of larger bets.

Fund management

Jaap van der Hart, Karnail Sangha

Fund price

31/03/2026	123.04
High YTD (26/02/2026)	141.62
Low YTD (30/03/2026)	118.89

Fees

	%
Management fee	1.75
Performance fee	None
Service fee	0.20

Legal status

Issue structure	Open-end
UCITS V	Yes
Share class	DL HKD

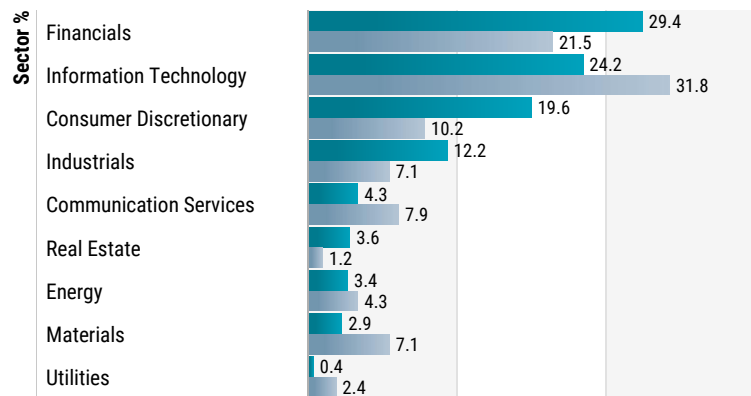
Fund codes

ISIN	LU3106452736
Bloomberg	ROBESDL LX
Valoren	146819848

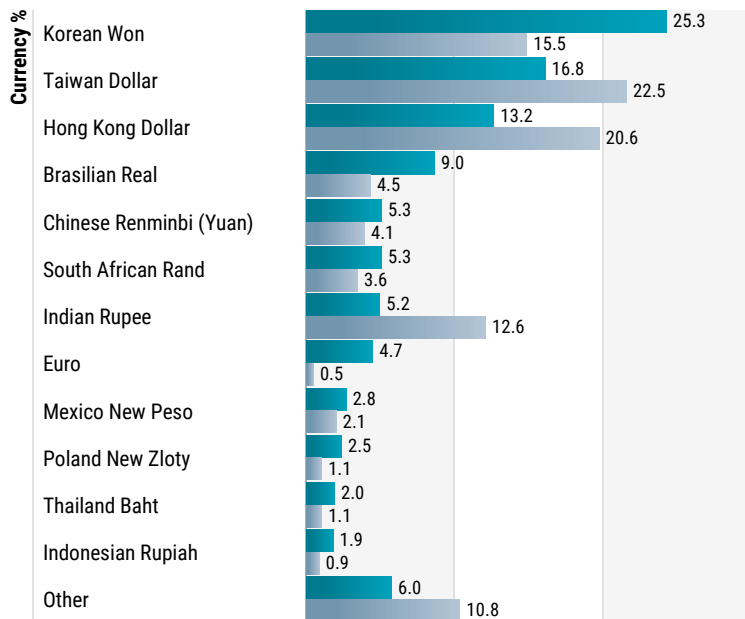
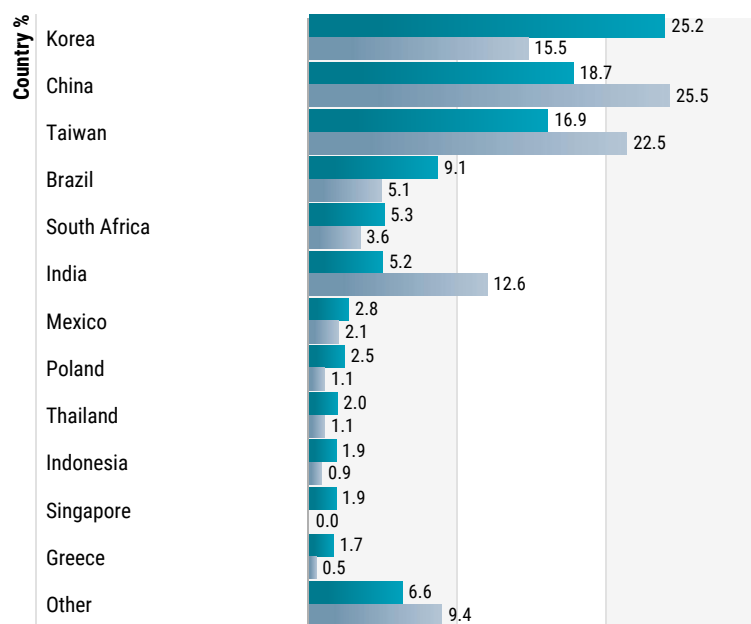
Please refer to the offering documents for details on fees and charges.

Robeco Emerging Stars Equities DL HKD

● **Fund (FD):** Robeco Emerging Stars Equities DL HKD
● **Benchmark (BM):** MSCI Emerging Markets Index (Net Return, HKD)



Sectors classified according to the Global Industry Classification Standard ("GICS")



Top 10 largest holdings		Sector	%
Taiwan Semiconductor Manufacturing Co Lt	Information Technology	9.86	
Samsung Electronics Co Ltd	Information Technology	5.64	
SK Square Co Ltd	Industrials	4.22	
Itau Unibanco Holding SA ADR	Financials	3.75	
Contemporary Amperex Technology Co Ltd	Industrials	3.73	
Naspers Ltd	Consumer Discretionary	3.70	
Petroleo Brasileiro SA - Petro ADR	Energy	3.07	
Grupo Financiero Banorte SAB de CV	Financials	2.84	
Hana Financial Group Inc	Financials	2.80	
Samsung Electronics Co Ltd Pref	Information Technology	2.65	
Total		42.27	

Top 10/20/30 weights	%	Asset allocation	%
Top 10	42.27	Equity	99.2
Top 20	65.09	Cash	0.8
Top 30	81.25		

Past performance is no guarantee of future results. The value of your investments may fluctuate.

Holdings are subject to change. This is not a buy, sell or hold recommendation for any particular security. The securities shown here are for illustrative purposes only to demonstrate the investment strategy on the date stated above. It cannot be guaranteed the same securities will be considered in the future. No reference can be made to the future development of the securities. The allocations shown are for illustrative purposes only. This is the current overview as of the date stated and not a guarantee of future developments. It should not be assumed that any investments in these allocations were or will be profitable. Due to rounding, the sum may not equal 100%.

Robeco Emerging Stars Equities DL HKD

Fund manager's CV

Jaap van der Hart is the Lead Portfolio Manager of Robeco's High Conviction Emerging Stars strategy. Over time, he has been responsible for the investments in South America, Eastern Europe, South Africa, Mexico, China and Taiwan. He also coordinates the country allocation process. He started his career in the investment industry in 1994 at Robeco's Quantitative Research department and moved to the Emerging Markets Equity team in 2000. Jaap holds a Master's in Econometrics from Erasmus University Rotterdam. He has published several academic articles on stock selection in emerging markets. Karnail Sangha is a Portfolio Manager within the Emerging Markets Equity team and provides analytical research coverage on India. He is Co-Portfolio Manager for the Emerging Stars and Sustainable Emerging Stars Equity strategies. Prior to joining Robeco in 2000, Karnail was a Risk Manager/Controller at Aegon Asset Management where he started his career in the industry in 1999. He holds a Master's in Economics from Erasmus University Rotterdam and is a CFA® charterholder. Karnail is also fluent in Hindi and Punjabi.

Fiscal product treatment

The fund is established in Luxembourg and is subject to the Luxembourg tax laws and regulations. The fund is not liable to pay any corporation, income, dividend or capital gains tax in Luxembourg. The fund is subject to an annual subscription tax ('tax d'abonnement') in Luxembourg, which amounts to 0.05% of the net asset value of the fund. This tax is included in the net asset value of the fund. The fund can in principle use the Luxembourg treaty network to partially recover any withholding tax on its income.

MSCI disclaimer

Source MSCI. MSCI makes no express or implied warranties or representations and shall have no liability whatsoever with respect to any MSCI data contained herein. The MSCI data may not be further redistributed or used as a basis for other indices or any securities or financial products. This report is not approved, endorsed, reviewed or produced by MSCI. None of the MSCI data is intended to constitute investment advice or a recommendation to make (or refrain from making) any kind of investment decision and may not be relied on as such.

Bloomberg disclaimer

Bloomberg or Bloomberg's licensors own all proprietary rights in the Bloomberg Indices. Neither Bloomberg nor Bloomberg's licensors approves or endorses this material, or guarantees the accuracy or completeness of any information herein, or makes any warranty, express or implied, as to the results to be obtained therefrom and, to the maximum extent allowed by law, neither shall have any liability or responsibility for injury or damages arising in connection therewith.

Russell disclaimer

Source: London Stock Exchange Group plc and its group undertakings (collectively, the "LSE Group"). © LSE Group 2025. FTSE Russell is a trading name of certain of the LSE Group companies. All rights in the FTSE Russell indexes or data vest in the relevant LSE Group company which owns the index or the data. Neither LSE Group nor its licensors accept any liability for any errors or omissions in the indexes or data and no party may rely on any indexes or data contained in this communication. No further distribution of data from the LSE Group is permitted without the relevant LSE Group company's express written consent. The LSE Group does not promote, sponsor or endorse the content of this communication.

Dividend policy

In principle, the fund does not intend to distribute dividend and so both the income earned by the fund and its overall performance are reflected in its share price.

GICS disclaimer

The Global Industry Classification Standard ("GICS") was developed by and is the exclusive property and a service mark of MSCI Inc. ("MSCI") and S&P Global Market Intelligence ("S&P") and is licensed for use by Robeco. Neither MSCI, S&P, nor any other party involved in making or compiling the GICS or any GICS classifications makes any express or implied warranties or representations with respect to such standard or classification (or the results to be obtained by the use thereof), and all such parties hereby expressly disclaim all warranties of originality, accuracy, completeness, merchantability and fitness for a particular purpose with respect to any of such standard or classification. Without limiting any of the foregoing, in no event shall MSCI, S&P, any of their affiliates or any third party involved in making or compiling the GICS or any GICS classifications have any liability for any direct, indirect, special, punitive, consequential or any other damages (including lost profits) even if notified of the possibility of such damages.

Robeco Emerging Stars Equities DL HKD

Important Information

Unless stated otherwise, Source: Robeco. Performance is shown as of the month end in share class currency on a NAV-to-NAV price basis with dividend reinvested, net of fees.

Investment involves risks. Past performance is not indicative of future performance. The value of investments may fluctuate. This document is for information only and does not constitute any investment advice or an offer or solicitation to buy or sell in any securities or to adopt any investment strategy. Investors should not base their investment decisions solely on the information provided in this document and are advised to seek independent advice (including advice on tax implications) before making any investment decisions. Investors should ensure they fully understand the risks associated with the Fund and should also consider their own investment objectives and risk tolerance level. Please refer to the relevant offering documents, including the Prospectus, Hong Kong Offering Document and the Key Facts Statement of the Fund, for further details including the risk factors. The investment returns are denominated in stated currency, which may be a foreign currency other than USD and HKD ("other foreign currency"). US/HK dollar-based investors are therefore exposed to fluctuations in the US/HK dollar / other foreign currency exchange rate. No assurance can be given that the investment objective of any investment products will be achieved. All data, estimates, opinions and other information provided are as of the date shown above and may change as market conditions evolve, and are subject to change without notice. Robeco accepts no liability for any direct, indirect, or consequential loss arising from the use of this document or any comments, opinions, or estimates contained herein.

Where a reference is made to the frequency of dividend distributions, this frequency is an aim and not a guarantee. Dividend yield is not guaranteed and is not indicative of the return of the Fund. The Fund may, at their discretion, pay dividends out of capital or capital gains. Distributions out of capital may result in the reduction of an investor's original capital invested in the Fund or from any capital gains attributable to that original investment of the Fund. Also, any distributions involving the capital and/or capital gains may result in an immediate reduction of the net asset value per share of the relevant class. Payment of dividends out of capital amounts to a return or withdrawal of part of an investor's original investment or from any capital gains attributable to that original investment. Please refer to Composition of the dividend payments document available at www.robeco.com.hk for details, including the explanatory notes.

Where applicable, investors holding accumulation shares of the Fund will not receive any distributions. Instead, the income due to them will be automatically reinvested and added to the Fund and will thus contribute to a further increase in the value of the total net assets.

Materials in this document may not be reproduced, distributed, or published without prior written permission from Robeco.

This document is issued by Robeco Hong Kong Limited and has not been reviewed by the Securities and Futures Commission of Hong Kong.