

Robeco Global Consumer Trends D HKD

Investing in structural growth trends in consumer spending

ASSET CLASS

Equities

ISIN

LU2258287171

BENCHMARK

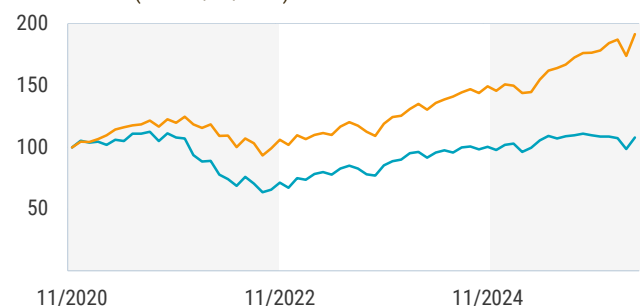
MSCI All Country World Index (Net Return, HKD)

INVESTMENT INVOLVES RISKS. The value of the Fund can be volatile and investors may not get back the full amount invested.

- Robeco Global Consumer Trends (the "Fund") invests primarily in equities of companies all over the world which benefit from the expected increase in consumer spending. Major part of the Fund's investments may be allocated to companies domiciled in, or deriving the majority of their revenues from emerging markets.
- Investments in emerging and less developed markets may involve additional risks such as legal uncertainty, social, political and economic instability, currency control and account and taxation issues etc.
- The Fund is subject to equity investment risk, market risk, concentration risk, currency risk, risk of investing in financial derivative instruments and liquidity risk.
- The Fund may engage in securities lending transactions which may involve the risk that the recipient may fail to return the lent securities on the agreed date or furnish the requested additional collateral if required. This could result in losses and negatively impact the Fund's net asset value.
- Investor should not invest in the Fund solely based on the information provided in this document and should read the offering documents for details (including the risk factors).

Performance
● Fund (FD) ● Benchmark (BM)

Indexed value (until 30/04/2026)



Period	Fund %	BM %	Calendar year	Fund %	BM %
1 M	9.38	10.08	2025	11.01	22.58
3 M	-0.72	3.89	2024	10.37	16.88
YTD	-0.79	7.33	2023	32.00	22.26
1 Year	8.17	32.33	2022	-37.25	-18.27
2 Years	8.52	21.14	2021	1.74	19.19
3 Years	10.50	19.75			
5 Years	0.31	10.87			
Since 11/2020	1.73	12.65			

Past performance is no guarantee of future results. The value of your investments may fluctuate. Source: Robeco. All figures in HKD. Performance is shown as of the month end in share class currency on a NAV-to-NAV price basis with dividend reinvested, net of fees. Annualized for periods longer than one year, periods shorter than one year are cumulative. Due to a difference in measurement period between the fund and the benchmark, performance differences may arise. Benchmark performance displayed in denominated currency and for comparative purpose only. Indices are unmanaged, and one cannot invest directly in an index. They do not reflect any fees, expenses or sales charges. If the currency in which the past performance is displayed differs from the currency of the country in which you reside, then you should be aware that due to exchange rate fluctuations the performance shown may increase or decrease if converted into your local currency. Performance since inception is as of the first full month.

TOTAL SIZE OF FUND

HKD 23,822,528,033

SIZE OF SHARE CLASS

HKD 4,321,612

SHARE CLASS CURRENCY

HKD

CLOSE FINANCIAL YEAR

31/12

DAILY TRADABLE

Yes

DIVIDEND PAYING

No

INCEPTION DATE

24/11/2020

MANAGEMENT COMPANY

Robeco Institutional Asset Management B.V.

About the fund

Robeco Global Consumer Trends is an actively managed fund that invests in stocks in developed and emerging countries across the world. The selection of these stocks is based on fundamental analysis. The fund's objective is to achieve a better return than the benchmark. The fund invests in a number of structural growth trends in consumer spending. The first is the "digital transformation of consumption". The second trend is that of the "rise of the middle class". The third trend focuses on the increasing importance of "health & wellbeing". The fund managers aim to select stocks of the structural winners within these trends.

Fund management

Jack Neele, Richard Speetjens

Fund price

30/04/2026	108.64
High YTD (12/01/2026)	113.28
Low YTD (30/03/2026)	97.38

Fees

	%
Management fee	1.50
Performance fee	None
Service fee	0.16

Legal status

Issue structure	Open-end
UCITS V	Yes
Share class	D HKD

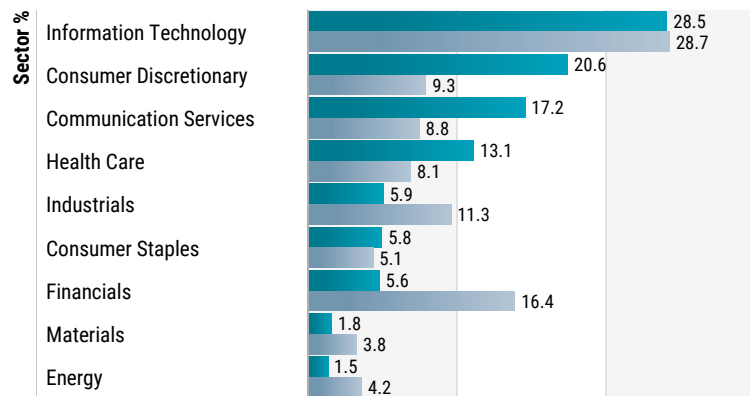
Fund codes

ISIN	LU2258287171
Bloomberg	ROGCTDH LX
Valoren	58559782

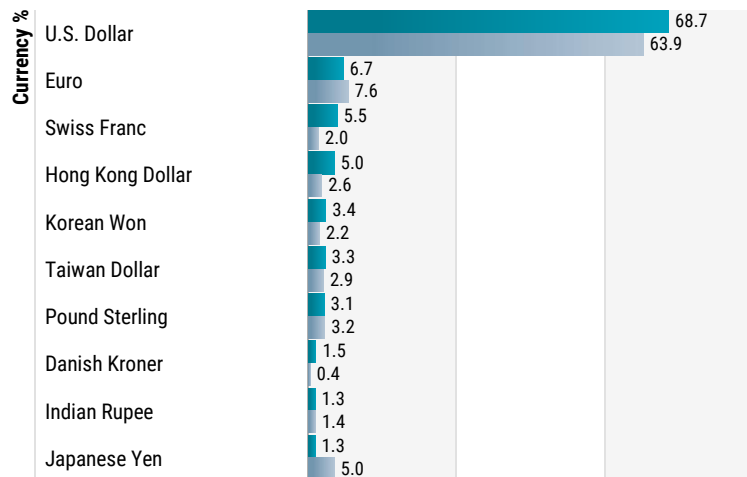
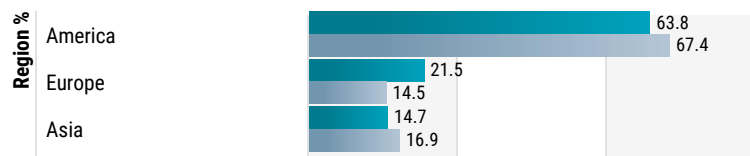
Please refer to the offering documents for details on fees and charges.

Robeco Global Consumer Trends D HKD

- **Fund (FD):** Robeco Global Consumer Trends D HKD
- **Benchmark (BM):** MSCI All Country World Index (Net Return, HKD)



Sectors classified according to the Global Industry Classification Standard ("GICS")



Top 10 largest holdings	Sector	%
Alphabet Inc (Class A)	Communication Services	8.81
NVIDIA Corp	Information Technology	8.80
Amazon.com Inc	Consumer Discretionary	4.49
Galderma Group AG	Health Care	3.91
Samsung Electronics Co Ltd	Information Technology	3.53
Microsoft Corp	Information Technology	3.46
Taiwan Semiconductor Manufacturing Co Lt	Information Technology	3.43
Industria de Diseno Textil SA	Consumer Discretionary	3.30
Mastercard Inc	Financials	2.56
ARM Holdings PLC ADR	Information Technology	2.50
Total		44.77

Key risk figures	3 Yrs	5 Yrs
Tracking Error Ex-post%	5.47	7.80
Information Ratio	-1.37	-1.14
Alpha%	-6.78	-8.78
Beta	1.04	1.16

Ratios are based on gross of fees returns.

Top 10/20/30 weights	%	Asset allocation	%
Top 10	44.77	Equity	97.7
Top 20	66.33	Cash	2.3
Top 30	82.67		

Past performance is no guarantee of future results. The value of your investments may fluctuate.

Holdings are subject to change. This is not a buy, sell or hold recommendation for any particular security. The securities shown here are for illustrative purposes only to demonstrate the investment strategy on the date stated above. It cannot be guaranteed the same securities will be considered in the future. No reference can be made to the future development of the securities. The allocations shown are for illustrative purposes only. This is the current overview as of the date stated and not a guarantee of future developments. It should not be assumed that any investments in these allocations were or will be profitable. Due to rounding, the sum may not equal 100%.

Robeco Global Consumer Trends D HKD

Fund manager's CV

Jack Neele is Portfolio Manager of the Robeco Global Consumer Trends strategy and member of the Thematic Investing team. Jack started his career in the investment industry in 1999 and prior to joining Robeco, he was a Global Equity Portfolio Manager at Fortis MeesPierson. He holds a Master's in Econometrics from Erasmus University Rotterdam and is a Certified European Financial Analyst. Richard Speetjens is Portfolio Manager of Robeco Global Consumer Trends strategy and member of the Thematic Investing team. He is also Deputy Head of Thematic Investing. He has managed the strategy since December 2010. He joined Robeco as a Portfolio Manager European Equities in 2007. Previously, Richard was Portfolio Manager European Equities at Van Lanschot Asset Management and at Philips Investment Management. Richard holds a Master's in Business Economics and Finance from Maastricht University and is a CFA® Charterholder.

Fiscal product treatment

The fund is established in Luxembourg and is subject to the Luxembourg tax laws and regulations. The fund is not liable to pay any corporation, income, dividend or capital gains tax in Luxembourg. The fund is subject to an annual subscription tax ('tax d'abonnement') in Luxembourg, which amounts to 0.05% of the net asset value of the fund. This tax is included in the net asset value of the fund. The fund can in principle use the Luxembourg treaty network to partially recover any withholding tax on its income.

MSCI disclaimer

Source MSCI. MSCI makes no express or implied warranties or representations and shall have no liability whatsoever with respect to any MSCI data contained herein. The MSCI data may not be further redistributed or used as a basis for other indices or any securities or financial products. This report is not approved, endorsed, reviewed or produced by MSCI. None of the MSCI data is intended to constitute investment advice or a recommendation to make (or refrain from making) any kind of investment decision and may not be relied on as such.

Bloomberg disclaimer

Bloomberg or Bloomberg's licensors own all proprietary rights in the Bloomberg Indices. Neither Bloomberg nor Bloomberg's licensors approves or endorses this material, or guarantees the accuracy or completeness of any information herein, or makes any warranty, express or implied, as to the results to be obtained therefrom and, to the maximum extent allowed by law, neither shall have any liability or responsibility for injury or damages arising in connection therewith.

Russell disclaimer

Source: London Stock Exchange Group plc and its group undertakings (collectively, the "LSE Group"). © LSE Group 2025. FTSE Russell is a trading name of certain of the LSE Group companies. All rights in the FTSE Russell indexes or data vest in the relevant LSE Group company which owns the index or the data. Neither LSE Group nor its licensors accept any liability for any errors or omissions in the indexes or data and no party may rely on any indexes or data contained in this communication. No further distribution of data from the LSE Group is permitted without the relevant LSE Group company's express written consent. The LSE Group does not promote, sponsor or endorse the content of this communication.

Dividend policy

The fund does not distribute dividend. Any income earned is retained, and so the fund's entire performance is reflected in its share price.

GICS disclaimer

The Global Industry Classification Standard ("GICS") was developed by and is the exclusive property and a service mark of MSCI Inc. ("MSCI") and S&P Global Market Intelligence ("S&P") and is licensed for use by Robeco. Neither MSCI, S&P, nor any other party involved in making or compiling the GICS or any GICS classifications makes any express or implied warranties or representations with respect to such standard or classification (or the results to be obtained by the use thereof), and all such parties hereby expressly disclaim all warranties of originality, accuracy, completeness, merchantability and fitness for a particular purpose with respect to any of such standard or classification. Without limiting any of the foregoing, in no event shall MSCI, S&P, any of their affiliates or any third party involved in making or compiling the GICS or any GICS classifications have any liability for any direct, indirect, special, punitive, consequential or any other damages (including lost profits) even if notified of the possibility of such damages.

Robeco Global Consumer Trends D HKD

Important Information

Unless stated otherwise, Source: Robeco. Performance is shown as of the month end in share class currency on a NAV-to-NAV price basis with dividend reinvested, net of fees.

Investment involves risks. Past performance is not indicative of future performance. The value of investments may fluctuate. This document is for information only and does not constitute any investment advice or an offer or solicitation to buy or sell in any securities or to adopt any investment strategy. Investors should not base their investment decisions solely on the information provided in this document and are advised to seek independent advice (including advice on tax implications) before making any investment decisions. Investors should ensure they fully understand the risks associated with the Fund and should also consider their own investment objectives and risk tolerance level. Please refer to the relevant offering documents, including the Prospectus, Hong Kong Offering Document and the Key Facts Statement of the Fund, for further details including the risk factors. The investment returns are denominated in stated currency, which may be a foreign currency other than USD and HKD ("other foreign currency"). US/HK dollar-based investors are therefore exposed to fluctuations in the US/HK dollar / other foreign currency exchange rate. No assurance can be given that the investment objective of any investment products will be achieved. All data, estimates, opinions and other information provided are as of the date shown above and may change as market conditions evolve, and are subject to change without notice. Robeco accepts no liability for any direct, indirect, or consequential loss arising from the use of this document or any comments, opinions, or estimates contained herein.

Where a reference is made to the frequency of dividend distributions, this frequency is an aim and not a guarantee. Dividend yield is not guaranteed and is not indicative of the return of the Fund. The Fund may, at their discretion, pay dividends out of capital or capital gains. Distributions out of capital may result in the reduction of an investor's original capital invested in the Fund or from any capital gains attributable to that original investment of the Fund. Also, any distributions involving the capital and/or capital gains may result in an immediate reduction of the net asset value per share of the relevant class. Payment of dividends out of capital amounts to a return or withdrawal of part of an investor's original investment or from any capital gains attributable to that original investment. Please refer to Composition of the dividend payments document available at www.robeco.com.hk for details, including the explanatory notes.

Where applicable, investors holding accumulation shares of the Fund will not receive any distributions. Instead, the income due to them will be automatically reinvested and added to the Fund and will thus contribute to a further increase in the value of the total net assets.

Materials in this document may not be reproduced, distributed, or published without prior written permission from Robeco.

This document is issued by Robeco Hong Kong Limited and has not been reviewed by the Securities and Futures Commission of Hong Kong.